

Energy DUE

LED Street/Area Luminaire



CREE LIGHTING

Product Description

Designed as a complete street lighting system and optimized for LED light sources, it is distinguished by its extraordinary efficiency. Energy provides the best lighting solution. Developed with three product sizes, a wide range of light sources together with a comprehensive optical range, stand-alone flux control options and Zhaga and Nema connectivity. Energy can be mounted on a pole or bracket with an adjustability of +/- 20° and with 5° increments. Adjustments can be done from outside without having to open the product cover

Applications: Urban and internal roads, pedestrian walkways and car parks.

Performance Summary

Efficacy: Up to 180 lm/W

Initial Color Consistency: 4 Step SDCM

System Lumen Output: Up to 23000 lm

Limited Warranty: 5 years on luminaire

Extended warranty (up to 10 years) available for approved projects. Contact ADLT for further information.



Ordering information

Eg. TRMB-2-K10-E-180-407-^ -A-G-FX-S-S-00

TRMB	-	2	-	K10	-	E	-	180	-	407	-	^	-	A	-	G	-	FX	-	S	-	S	-	00
Product		Mounting		Optic		Light engine		Lumen output		CCT		Insulation Class		Voltage		Finish		Option		Variant		Protection		Cable Length
TRMB Energy DUE Version B	-	2	-	K07	-	D	-	120 - 12000lm 130 - 13000lm	-	227	-	+	-	A	-	G	-	FX	-	S	-	S	-	00
		Horiz/vert tenon 60/42mm OD		NanoComfort Narrow Street		Up to 13000 lm				2200K CRI70		Class I		220-240V		Sapphire Grey		Fixed Output		No socket/ No sensor		By Driver		No cable
	-	3	-	K08	-	E	-	140 - 14000lm 150 - 15000lm 160 - 16000lm 173 - 17300lm	-	277	-	^	-		-	S	-	M1	-	N	-	SF*	-	B1
		Vert tenon 76mm OD		NanoComfort Narrow Street		Up to 17300 lm				2700K CRI70		Class II				Silver		Virtual Midnight 1		Nema socket		Standard +Fuse		Exit cable 1 m
				K09	-	F	-	180 - 18000lm 200 - 20000lm 220 - 22000lm 230 - 23000lm	-	307	-		-		-	B	-	M2	-	Z	-	U	-	B6
				NanoComfort Medium Street		Up to 23000 lm				3000K CRI70						Black		Virtual Midnight 2		Zhaga Top		10 kV		Exit cable 6 m
				K10	-		-			407	-		-		-					B	-	UF*	-	B8
TUMB Energy DUE LCu Version B				NanoComfort Medium Street						4000K CRI70										Zhaga Bottom		10 kV +Fuse		Exit cable 8 m
				K11	-		-				-		-		-					D	-		-	0B
				NanoComfort Medium Street																Zhaga Top & Bottom				Exit cable 10 m
				K12	-		-																	2B
				NanoComfort Broad Street																				Exit cable 12 m
				100	-		-																	
				Medium Street																				
				125	-		-																	
				Broad Street																				

*Fuseholder with 5x20 8A rit. fuse on the input (line only)

Standard cable cross-section 1.5mm². Other cross-sections available on request.

LIGHT SHIELDS	
TRS-BLSF	Front shield
TRM-BLSR	Right shield
TRM-BLSL	Left shield
TRS-BLSB	Back shield

ADAPTER

KIT-TRS-AP60-42-48-V0 Fitter kit to mount to 42 & 48 mm tenon

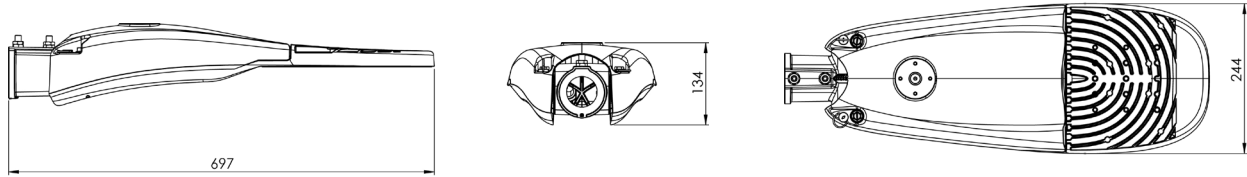
Energy DUE

LED Street/Area Luminaire



CREE LIGHTING

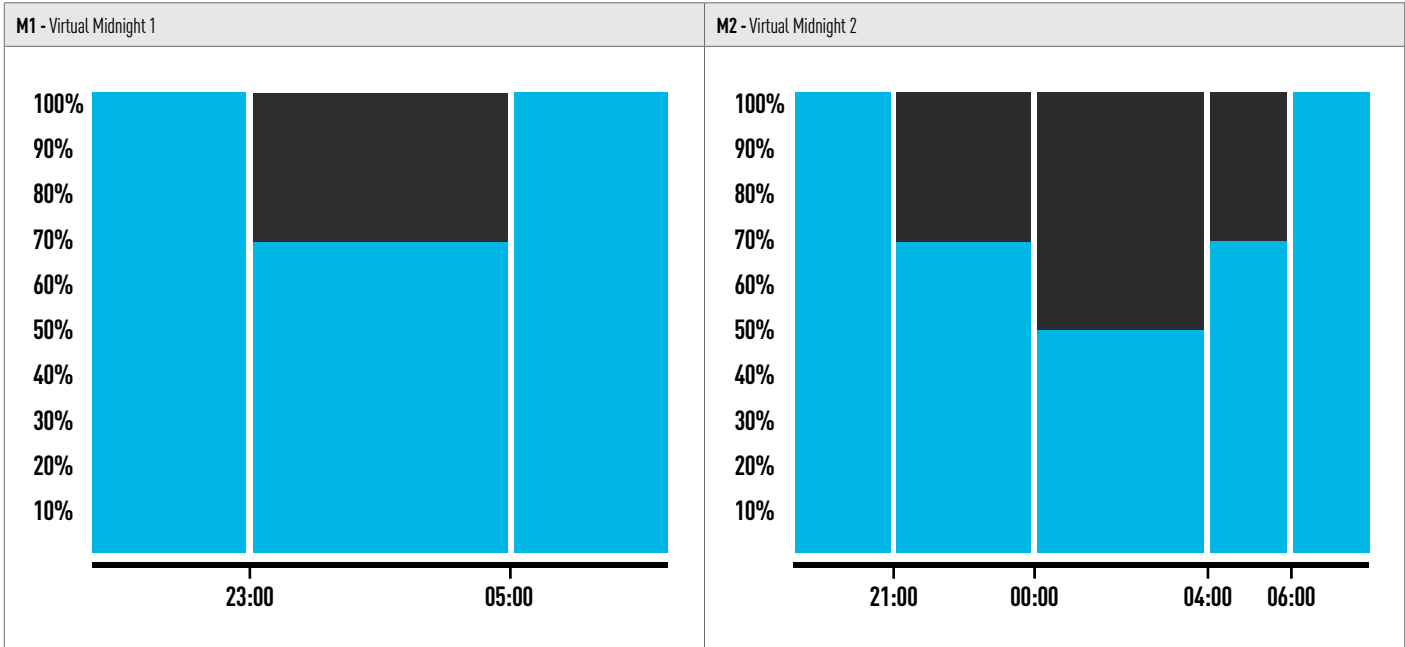
Dimensions



Light engine	System Lumen Output (lm)	Power (W)	Efficacy (lm/W)
D	12087	69,6	174
	13004	75,2	173
E	14033	76,3	184
	14959	82,4	182
	16062	88,7	181
	17275	97,0	178
F	18100	101,0	179
	19921	114,1	180
	21998	129,8	169
	23082	138,4	167

Note¹: Data above for 4000K CRI70. Conversion factor for 3000K CRI70 = 0.95 | 2700K CRI70 = 0.91 | 2200K CRI70 = 0.79

Note²: Lumen and power data are typical values at 25°C ambient temperature. These values are subject to a tolerance of ± 7%.
In order to facilitate product updates, Cree Lighting Europe reserves the right to make changes without prior notice



Virtual Midnight

This independent stand-alone system requires no additional wiring; it is integrated into the luminaire and requires no intervention from the installer. A system that is reliable and easy to set, as the adjustment follows pre-defined steps. Virtual Midnight offers excellent results in terms of savings: the device updates automatically according to the system's switch-on and switch-off times. Most energy saving regulations - GPP and the like - require maximum light output during the first and last hours of operation, which are generally the busiest, and a reduction of at least 30% during the central hours of the night. Through a self-learning process, the microprocessor determines the central point - the so-called virtual midnight - between the time the system is switched on (sunset) and the time it is switched off (dawn). The process is carried out over three consecutive days with regular on/off cycles. Virtual midnight is the reference point for switching the setback intervals according to the desired profile.

Energy DUE

LED Street/Area Luminaire



CREE  LIGHTING

FEATURES

- Available with **NanoComfort®** precision optical system
- System lumen output up to 23000lm
- Zhaga Book 15 compliant LED module efficiency (excluding optical system): ≥ 220 lm/W
- Luminaire efficiency (including optical losses): up to 180 lm/W
- CCT: 4000K Ra70, 3000K Ra70, 2700K Ra70, 2200K Ra70
- CRI Standard min. 70
- Initial Chromatic Selection: ≤ 4 -Step MacAdam ellipse or $\Delta u'v' \leq 0.003$ (LM80:08)
- Luminous flux maintenance factor: L90B10 $> 100,000$ hours $T_a = 25^\circ\text{C}$
- Optical compartment and wiring compartment ingress protection: IP66 (IEC 60529)
- Optical compartment and wiring compartment impact resistance: IK10 (EN 62262)
- Overvoltage protection: up to 10kV CM/DM according to EN 61000-4-5 and EN 61547
- Driver equipped with over-temperature protection for optimal performance and safety
- Power factor: up to 0.98 at full load
- Operating temperature: -40°C up to $+50^\circ\text{C}$
- Control options: Virtual Midnight, D4i
- Available with fuse, 20mm Zhaga Book 18 connector and NEMA socket
- Backlight control accessory available on request for selected lenses
- Front, side & rear light shield accessories available
- SPD with LED fault indicator (Standard in class I, available on request in class II)
- Weight: 7,5 kg
- Lateral windage area: 0.04 m^2 , maximum windage area: 0.13 m^2

CONSTRUCTION AND MATERIALS

- Die-cast aluminum body EN 47100 (copper content $< 0.7\%$). Aluminum alloy EN AB 44300 (copper content $< 0.1\%$) available as an option.
- Power supply compartment accessible without the use of tools
- Ultra-clear 4mm tempered glass with anti-reflective coating
- Replaceable PMMA lenses
- Replaceable LED board equipped with ESD protection
- Cable type H07RN-F (Cable length up to 15m)
- Easy installation: wiring compartment accessible without tools, no need to open it for installation if the fixture is configured with protruding cable
- Convenience in routine and extraordinary maintenance: accessible power supply compartment; lenses and LEDs easily removable and replaceable
- Luminaire assembled without the use of adhesives, fully demountable and recyclable
- Can be mounted on poles or brackets with an adjustability of $\pm 20^\circ$ and with 5° increments

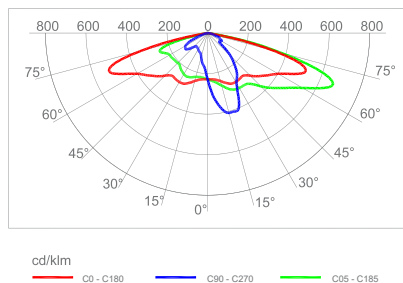
WARRANTY AND CERTIFICATIONS

- Warranty: 5 years / 10 years on request
- CE / CB / RoHS / ENEC
- Compliant to: EN 60598-1, EN 60598-2-3
- TM66 rated with an excellent circularity
- Meets CAM requirements
- Exempt risk class (EN 62471)
- Compliant with vibration test in accordance with IEC 60068-2-6 severity levels
- Lead-free powder coatings with excellent exterior durability, conforms to the requirements:
 - Adhesion - test compliant with ISO 2409
 - Salt spray - test NSS compliant with ISO 9227
 - Accelerated Weathering - test UV compliant with ISO 16474-3 (ex ISO 11507)
 - Constant humidity - test compliant with ISO 6270-1

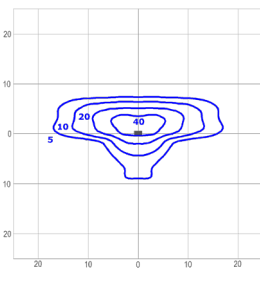
Photometry

All published luminaire photometric testing performed by an external certified ISO 17025 laboratory.
To obtain an IES file specific to your project consult: www.creelighting-europe.com

K07 - Narrow Street

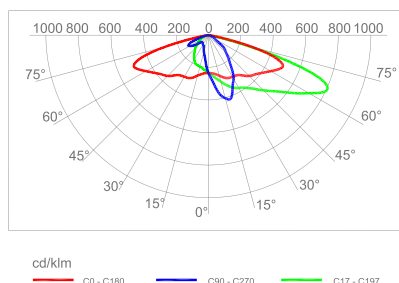


Luminous Intensity Class G*3
Glare Index D6

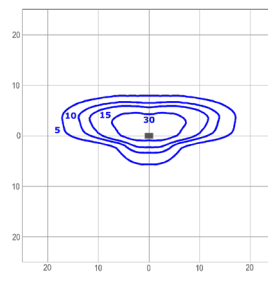


TRSB-2-K07-B-80-407
Mounting Height: 6m

K08 - Narrow Street

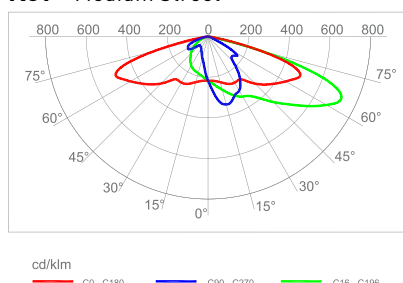


Luminous Intensity Class G*3
Glare Index D5

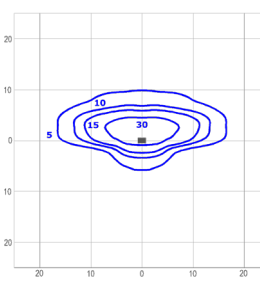


TRSB-2-K08-B-80-407
Mounting Height: 6m

K09 - Medium Street

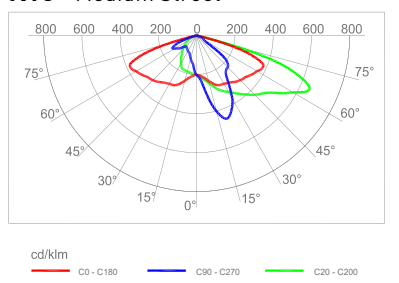


Luminous Intensity Class G*3
Glare Index D5

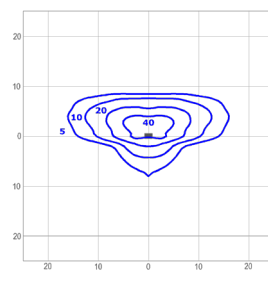


TRSB-2-K09-B-80-407
Mounting Height: 6m

K10 - Medium Street

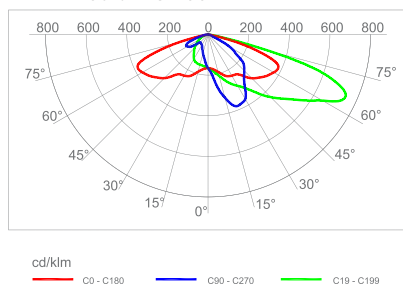


Luminous Intensity Class G*3
Glare Index D5

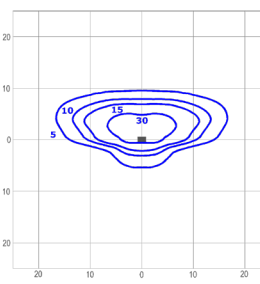


TRSB-2-K10-B-80-407
Mounting Height: 6m

K11 - Medium Street

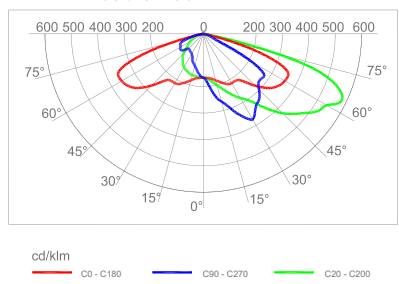


Luminous Intensity Class G*3
Glare Index D5

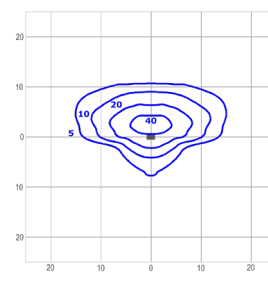


TRSB-2-K11-B-80-407
Mounting Height: 6m

K12 - Broad Street

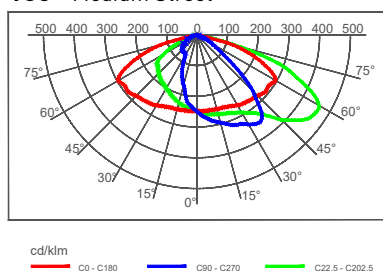


Luminous Intensity Class G*3
Glare Index D5

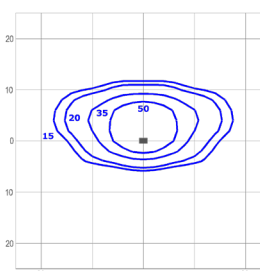


TRSB-2-K12-B-80-407
Mounting Height: 6m

100 - Medium Street

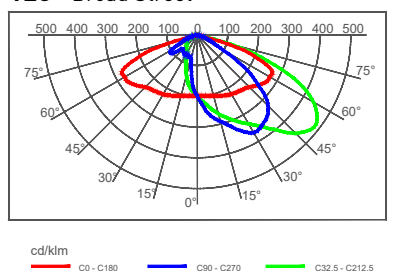


Luminous Intensity Class G*4
Glare Index D5

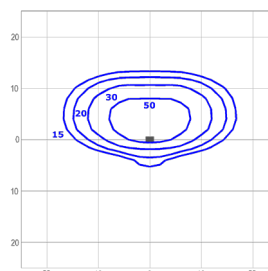


TRSB-2-100-B-80-407
Mounting Height: 6m

125 - Broad Street



Luminous Intensity Class G*4
Glare Index D6

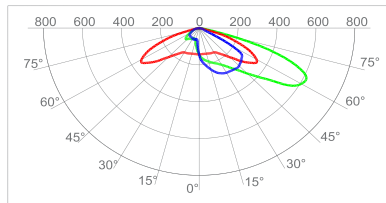


TRSB-2-125-B-80-407
Mounting Height: 6m

Photometry

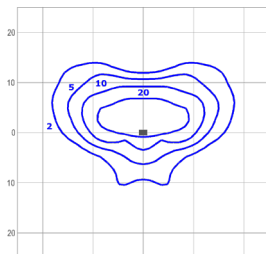
All published luminaire photometric testing performed by an external certified ISO 17025 laboratory.
To obtain an IES file specific to your project consult: www.creelighting-europe.com

150 - Wide Street



cd/klm
C0 - C180 C90 - C270 C27.5 - C207.5

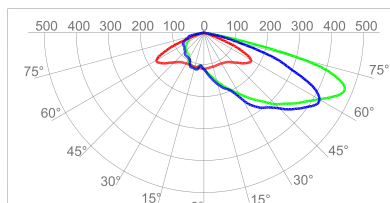
Luminous Intensity Class G*3
Glare Index D5



lux

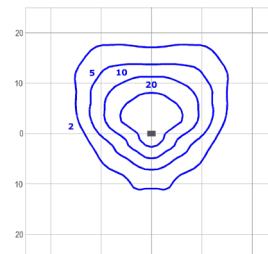
TRSB-2-150-B-80-407
Mounting Height: 6m

200 - Extra Wide Street



cd/klm
C0 - C180 C90 - C270 C55 - C235

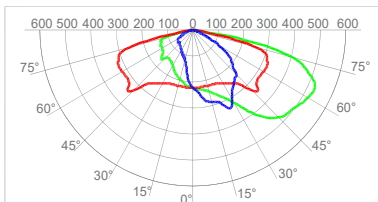
Luminous Intensity Class G*3
Glare Index D5



lux

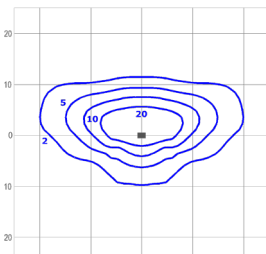
TRSB-2-200-B-80-407
Mounting Height: 6m

SCP - Street & Cycle Path



cd/klm
C0 - C180 C90 - C270 C20 - C200

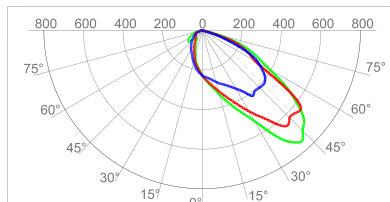
Luminous Intensity Class G*2
Glare Index D4



lux

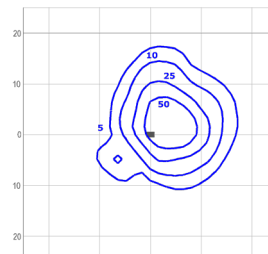
TRSB-2-SCP-B-80-407
Mounting Height: 6m

PCR - Pedestrian Crossing Right



cd/klm
C0 - C180 C90 - C270 C17.5 - C197.5

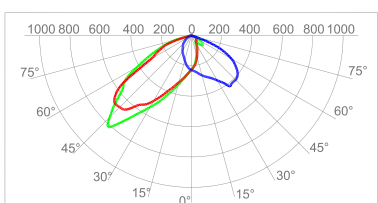
Luminous Intensity Class G*6
Glare Index D5



lux

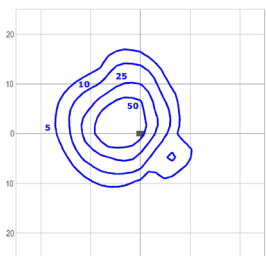
TRSB-2-PCR-B-80-407
Mounting Height: 6m

PCL - Pedestrian Crossing Left



cd/klm
C0 - C180 C90 - C270 C160 - C340

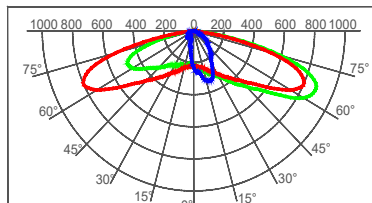
Luminous Intensity Class G*6
Glare Index D5



lux

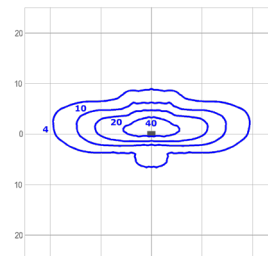
TRSB-2-PCL-B-80-407
Mounting Height: 6m

P05 - Pedestrian Narrow



cd/klm
C0 - C180 C90 - C270 C9 - C189

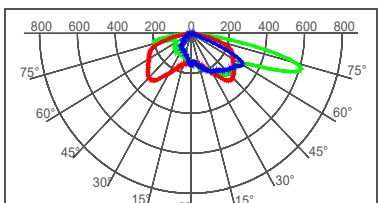
Luminous Intensity Class G*1
Glare Index D4



lux

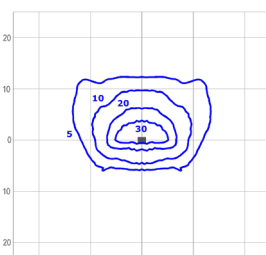
TRSB-2-P05-B-80-407
Mounting Height: 6m

P25 - Pedestrian Extra Wide



cd/klm
C0 - C180 C90 - C270 C45 - C225

Luminous Intensity Class G*0
Glare Index D4



lux

TRSB-2-P25-B-80-407
Mounting Height: 6m

© 2025 Cree Lighting Europe S.p.A. . All rights reserved. For informational purposes only.
Content is subject to change. Patent www.creelighting.com/patents. Cree® and the Cree logo are registered trademarks and the Cree SmartCast Technology Logo is a trademark of Cree, Inc.