

THE EDGE® Series

LED Area Luminaire – Round



CREE LIGHTING

Product Description

THE EDGE® Series has a slim, low profile design. Its rugged cast aluminum housing minimizes wind load requirements and features an integral, weathertight LED driver compartment, spun vented cover, high performance aluminum heat sinks and leaf/debris guard.

Applications: Auto Dealerships, parking lots, campuses, facade lighting and general site lighting applications

Performance Summary

Patented NanoOptic® Product Technology

Assembled in the U.S.A. of U.S. and imported parts

CRI: Minimum 70 CRI

CCT: 4000K (+/- 300K), 5700K (+/- 500K) standard

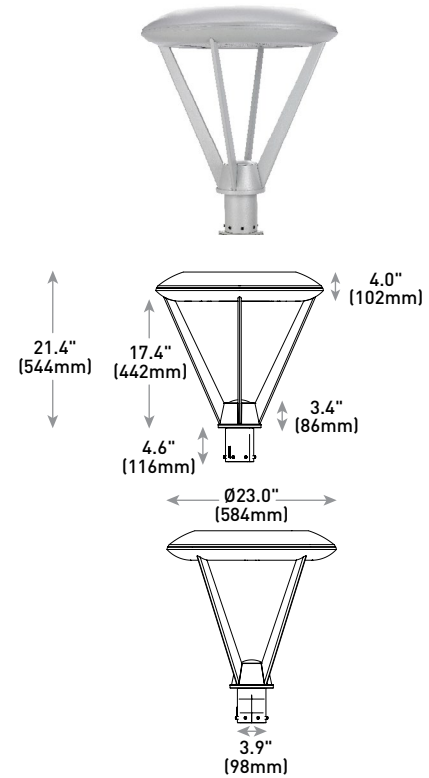
Limited Warranty*: 10 years on luminaire/10 years on Colorfast DeltaGuard® finish

*See <http://creeledighting.com/warranty> for warranty terms

Accessories

Field-Installed	
Bird Spikes XA-BRDSPK	Backlight Control Shields XA-20BLS-4 - Four-pack - Unpainted stainless steel

R3 Mount



LED Count (x10)	Weight
04	33.8 lbs. [15.3kg]
06	35.2 lbs. [15.9kg]
08	37.0 lbs. [16.8kg]
10	40.7 lbs. [18.5kg]
12	42.4 lbs. [19.3kg]

R4/R5 Mount - see page 14 for weight & dimensions

Ordering Information

Example: ARE-EDR-2M-R3-12-E-UL-SV-350

ARE-EDR	Product	Optic	Mounting*	LED Count (x10)	E	Voltage	Color Options	Drive Current	Options
ARE-EDR	2M Type II Medium	3MP Type III Medium	R3 Spider, Center	04** 06** 08**	E	UL Universal 120-277V	BK Black	350 350mA	DIM 0-10V Dimming - Control by others - Refer to Dimming spec sheet for details - Can't exceed specified drive current
	2MB Type II Medium w/Partial BLS	4M Type IV Medium	R4 Spider, Center Direct, 4"	10 12		UH Universal 347-480V	BZ Bronze	525 525mA	F Fuse - Compatible only with 120V, 277V or 347V (phase to neutral) - Consult factory if fusing is required for 208V, 240V or 480V (phase to phase) - Refer to PML spec sheet for availability with PML options - When code dictates fusing, use time delay fuse
	4M Type II Medium w/BLS	4MB Type IV Medium w/BLS	R5 Spider, Center Direct, 5"				SV Silver	700 700mA	HL Hi/Low (Dual Circuit Input) - Refer to HL spec sheet for details - Sensor not included
	2MP Type II Medium w/Partial BLS	4MP Type IV Medium w/BLS					WH White	- Available with 40-60 LEDs	P Photocell - Available with UL voltage only
	3M Type III Medium	5M Type V Medium							40K 4000K Color Temperature - Minimum 70 CRI - Color temperature per luminaire
	3MB Type III Medium w/BLS	5S Type V Short							TRL Amber Turtle Friendly LEDs - Available only with 350mA - Lumen multiplier from 5700K: 0.32 (350mA) - Power multiplier: 0.76 - 600nm dominant wavelength - Additional shielding (by others) may be required for Florida Fish and Wildlife Conservation Commission compliance

* Reference EPA and pole configuration suitability data beginning on page 14

** Consists of multiple 20 LED light bars. 40, 60, and 80 LED units use blanks as needed in place of populated light bars


THE EDGE® LED Area Luminaire – Round
Product Specifications
CONSTRUCTION & MATERIALS

- Slim, low profile, minimizing wind load requirements
- Luminaire sides are rugged die cast aluminum with integral, weathertight LED driver compartment, spun vented cover, and high performance aluminum heat sinks
- R3 spider mount hub slip-fits over a 2.375" (60mm) to 3" (76mm) O.D. minimum 4" (102mm) H steel or aluminum tenon or pole and secures with eight set screws
- R4 spider mount fits directly inside 4" (102mm) square pole and secures to pole with four set screws
- R5 spider mount fits directly inside of a 5" (127mm) round pole to provide a clean hardware-less outer appearance
- Includes leaf/debris guard
- Exclusive Colorfast DeltaGuard® finish features an E-Coat epoxy primer with an ultra-durable powder topcoat, providing excellent resistance to corrosion, ultraviolet degradation and abrasion. Black, bronze, silver, and white are available
- **Weight:** See Dimensions and Weight charts on pages 1 and 14

ELECTRICAL SYSTEM

- **Input Voltage:** 120-277V or 347-480V, 50/60Hz, Class 1 drivers
- **Power Factor:** > 0.9 at full load
- **Total Harmonic Distortion:** < 20% at full load
- **10V Source Current:** 40-80 LEDs: 0.15mA; 100-120 LEDs: 0.30mA
- Integral 10kV surge suppression protection standard
- When code dictates fusing, a slow blow fuse or type C/D breaker should be used to address inrush current

REGULATORY & VOLUNTARY QUALIFICATIONS

- cULus Listed
- Suitable for wet locations
- Meets FCC Part 15, Subpart B, Class A limits for conducted and radiated emissions
- Enclosure meets IP66 requirements per IEC 60529 when ordered without P option
- Certified to ANSI C136.31-2001, 1.5G normal vibration standards when ordered with R3, R4 and R5 mounts
- ANSI C136.2 10kV surge protection, tested in accordance with IEEE/ANSI C62.41.2
- Luminaire and finish endurance tested to withstand 5,000 hours of elevated ambient salt fog conditions as defined in ASTM Standard B 117
- DLC qualified with select SKUs. Refer to <https://www.designlights.org/search/> for most current information
- Meets Buy American requirements within ARRA
-  **CA RESIDENTS WARNING:** Cancer and Reproductive Harm – www.p65warnings.ca.gov

Electrical Data*							
LED Count (x10)	System Watts 120-480V	Total Current (A)					
		120V	208V	240V	277V	347V	480V
350mA							
04	46	0.36	0.23	0.21	0.20	0.15	0.12
06	66	0.52	0.31	0.28	0.26	0.20	0.15
08	90	0.75	0.44	0.38	0.34	0.26	0.20
10	110	0.92	0.53	0.47	0.41	0.32	0.24
12	130	1.10	0.63	0.55	0.48	0.38	0.28
525mA							
04	70	0.58	0.34	0.31	0.28	0.21	0.16
06	101	0.84	0.49	0.43	0.38	0.30	0.22
08	133	1.13	0.66	0.58	0.51	0.39	0.28
10	171	1.43	0.83	0.74	0.66	0.50	0.38
12	202	1.69	0.98	0.86	0.77	0.59	0.44
700mA							
04	93	0.78	0.46	0.40	0.36	0.27	0.20
06	134	1.14	0.65	0.57	0.50	0.39	0.29

* Electrical data at 25°C (77°F). Actual wattage may differ by +/- 10% when operating between 120-277V or 347-480V +/- 10%

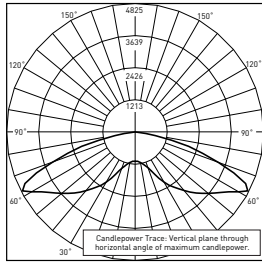
THE EDGE® Series Ambient Adjusted Lumen Maintenance ¹						
Ambient	CCT	Initial LMF	25K hr Reported ² LMF	50K hr Reported ² LMF	75K hr Estimated ³ LMF	100K hr Estimated ³ LMF
5°C (41°F)	30K/40K/50K/57K	1.04	1.01	0.99	0.98	0.96
	TRL	1.06	1.06	1.06	1.06	1.06
10°C (50°F)	30K/40K/50K/57K	1.03	1.00	0.98	0.97	0.95
	TRL	1.04	1.04	1.04	1.04	1.04
15°C (59°F)	30K/40K/50K/57K	1.02	0.99	0.97	0.96	0.94
	TRL	1.03	1.03	1.03	1.03	1.03
20°C (68°F)	30K/40K/50K/57K	1.01	0.98	0.96	0.95	0.93
	TRL	1.01	1.01	1.01	1.01	1.01
25°C (77°F)	30K/40K/50K/57K	1.00	0.97	0.95	0.94	0.92
	TRL	1.00	1.00	1.00	1.00	1.00

¹ Lumen maintenance values at 25°C (77°F) are calculated per IES TM-21 based on IES LM-80 report data for the LED package and in-situ luminaire testing. Luminaire ambient temperature factors (LATF) have been applied to all lumen maintenance factors. Please refer to the [Temperature Zone Reference Document](#) for outdoor average nighttime ambient conditions.

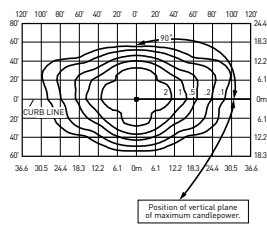
² In accordance with IES TM-21, Reported values represent interpolated values based on time durations that are up to 6x the tested duration in the IES LM-80 report for the LED.

³ Estimated values are calculated and represent time durations that exceed the 6x test duration of the LED.

THE EDGE® LED Area Luminaire – Round
Photometry

 All published luminaire photometric testing performed to IES LM-79-08 standards. To obtain an IES file specific to your project consult: <http://creelighting.com/products/outdoor/area/cree-edge-series-1>
2M


RESTL Test Report #: PL10270-004B
ARE-EDG-2M--06-E-UL-525-40K**
Initial Delivered Lumens: 10,053



ARE-EDR-2M--10-E-UL-525-40K**
Mounting Height: 25' (7.6m) A.F.G.
Initial Delivered Lumens: 17,504
 Initial FC at grade

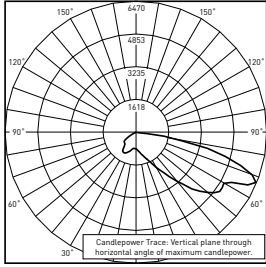
Type II Medium Distribution				
LED Count (x10)	4000K		5700K	
	Initial Delivered Lumens*	BUG Ratings** Per TM-15-11	Initial Delivered Lumens*	BUG Ratings** Per TM-15-11
350mA				
04	5,003	B1 U0 G1	5,102	B1 U0 G1
06	7,418	B2 U0 G2	7,565	B2 U0 G2
08	9,891	B2 U0 G2	10,087	B2 U0 G2
10	12,334	B2 U0 G2	12,578	B2 U0 G2
12	14,801	B3 U0 G3	15,094	B3 U0 G3
525mA				
04	7,099	B2 U0 G2	7,248	B2 U0 G2
06	10,527	B2 U0 G2	10,748	B2 U0 G2
08	14,037	B3 U0 G3	14,331	B3 U0 G3
10	17,504	B3 U0 G3	17,870	B3 U0 G3
12	21,004	B3 U0 G3	21,444	B3 U0 G3
700mA				
04	8,379	B2 U0 G2	8,549	B2 U0 G2
06	12,425	B2 U0 G2	12,678	B2 U0 G2

* Initial delivered lumens at 25°C (77°F). Actual production yield may vary between -10 and +10% of initial delivered lumens

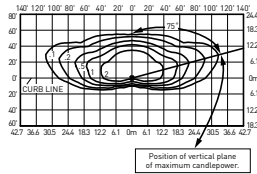
** For more information on the IES BUG (Backlight-Uplight-Glare) Rating visit: <https://www.ies.org/wp-content/uploads/2017/03/TM-15-11BUGRatingsAddendum.pdf>

THE EDGE® LED Area Luminaire – Round
Photometry

All published luminaire photometric testing performed to IES LM-79-08 standards. To obtain an IES file specific to your project consult: <http://creelighting.com/products/outdoor/area/cree-edge-series-1>

2MB


RESTL Test Report #: PL10023-003B
ARE-EDG-2MB--06-E-UL-525-40K**
Initial Delivered Lumens: 7,784



ARE-EDR-2MB--10-E-UL-525-40K**
Mounting Height: 25' [7.6m] A.F.G.
Initial Delivered Lumens: 13,185
 Initial FC at grade

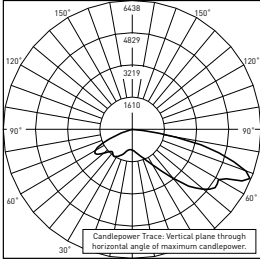
Type II Medium Distribution w/BLS				
LED Count (x10)	4000K		5700K	
	Initial Delivered Lumens*	BUG Ratings** Per TM-15-11	Initial Delivered Lumens*	BUG Ratings** Per TM-15-11
350mA				
04	3,768	B1 U0 G1	3,843	B1 U0 G1
06	5,588	B1 U0 G1	5,698	B1 U0 G1
08	7,450	B1 U0 G2	7,598	B1 U0 G2
10	9,291	B1 U0 G2	9,475	B1 U0 G2
12	11,149	B1 U0 G2	11,370	B1 U0 G2
525mA				
04	5,348	B1 U0 G1	5,460	B1 U0 G1
06	7,930	B1 U0 G2	8,096	B1 U0 G2
08	10,573	B1 U0 G2	10,794	B1 U0 G2
10	13,185	B1 U0 G2	13,461	B1 U0 G2
12	15,821	B2 U0 G2	16,153	B2 U0 G3
700mA				
04	6,311	B1 U0 G1	6,440	B1 U0 G1
06	9,359	B1 U0 G2	9,549	B1 U0 G2

* Initial delivered lumens at 25 °C (77 °F). Actual production yield may vary between -10 and +10% of initial delivered lumens

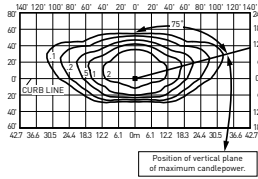
** For more information on the IES BUG (Backlight-Uplight-Glare) Rating visit: <https://www.ies.org/wp-content/uploads/2017/03/TM-15-11BUGRatingsAddendum.pdf>

THE EDGE® LED Area Luminaire – Round
Photometry

All published luminaire photometric testing performed to IES LM-79-08 standards. To obtain an IES file specific to your project consult: <http://creelighting.com/products/outdoor/area/cree-edge-series-1>

2MP


RESTL Test Report #: PL10097-001B
ARE-EDG-2MP--06-E-UL-525-40K**
Initial Delivered Lumens: 9,149



ARE-EDR-2MP--10-E-UL-525-40K**
Mounting Height: 25' (7.6m) A.F.G.
Initial Delivered Lumens: 15,458
 Initial FC at grade

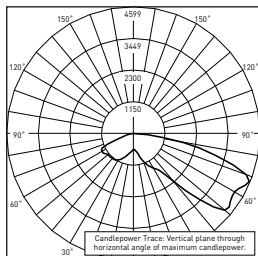
Type II Medium Distribution w/Partial BLS				
LED Count (x10)	4000K		5700K	
	Initial Delivered Lumens*	BUG Ratings** Per TM-15-11	Initial Delivered Lumens*	BUG Ratings** Per TM-15-11
350mA				
04	4,418	B1 U0 G1	4,505	B1 U0 G1
06	6,551	B2 U0 G1	6,681	B2 U0 G1
08	8,735	B2 U0 G2	8,908	B2 U0 G2
10	10,892	B2 U0 G2	11,108	B2 U0 G2
12	13,071	B2 U0 G2	13,330	B2 U0 G2
525mA				
04	6,270	B1 U0 G1	6,401	B2 U0 G1
06	9,297	B2 U0 G2	9,492	B2 U0 G2
08	12,396	B2 U0 G2	12,656	B2 U0 G2
10	15,458	B2 U0 G3	15,782	B2 U0 G3
12	18,549	B3 U0 G3	18,938	B3 U0 G3
700mA				
04	7,400	B2 U0 G2	7,550	B2 U0 G2
06	10,973	B2 U0 G2	11,196	B2 U0 G2

* Initial delivered lumens at 25 °C (77 °F). Actual production yield may vary between -10 and +10% of initial delivered lumens

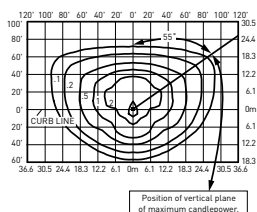
** For more information on the IES BUG (Backlight-Uplight-Glare) Rating visit: <https://www.ies.org/wp-content/uploads/2017/03/TM-15-11BUGRatingsAddendum.pdf>

THE EDGE® LED Area Luminaire – Round

Photometry

 All published luminaire photometric testing performed to IES LM-79-08 standards. To obtain an IES file specific to your project consult: <http://creelighting.com/products/outdoor/area/cree-edge-series-1>
3M


RESTL Test Report #: PL09405-001A
ARE-EDG-3M--06-E-UL-525-40K**
Initial Delivered Lumens: 9,460



ARE-EDR-3M--10-E-UL-525-40K**
Mounting Height: 25' (7.6m) A.F.G.
Initial Delivered Lumens: 16,594
Initial FC at grade

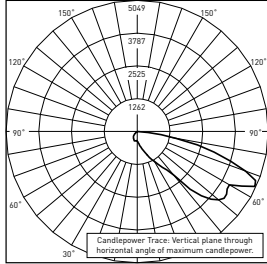
Type III Medium Distribution				
LED Count (x10)	4000K		5700K	
	Initial Delivered Lumens*	BUG Ratings** Per TM-15-11	Initial Delivered Lumens*	BUG Ratings** Per TM-15-11
350mA				
04	4,743	B1 U0 G1	4,837	B1 U0 G1
06	7,033	B2 U0 G2	7,172	B2 U0 G2
08	9,377	B2 U0 G2	9,563	B2 U0 G2
10	11,693	B3 U0 G3	11,925	B3 U0 G3
12	14,032	B3 U0 G3	14,310	B3 U0 G3
525mA				
04	6,731	B2 U0 G2	6,872	B2 U0 G2
06	9,981	B3 U0 G3	10,190	B3 U0 G3
08	13,307	B3 U0 G3	13,586	B3 U0 G3
10	16,594	B3 U0 G3	16,942	B3 U0 G3
12	19,913	B3 U0 G3	20,330	B3 U0 G3
700mA				
04	7,944	B2 U0 G2	8,105	B2 U0 G2
06	11,779	B3 U0 G3	12,019	B3 U0 G3

* Initial delivered lumens at 25°C (77°F). Actual production yield may vary between -10 and +10% of initial delivered lumens

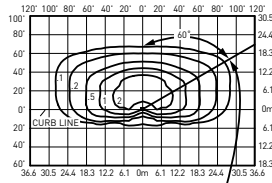
** For more information on the IES BUG (Backlight-Uplight-Glare) Rating visit:

<https://www.ies.org/wp-content/uploads/2017/03/TM-15-11BUGRatingsAddendum.pdf>

THE EDGE® LED Area Luminaire – Round
Photometry

 All published luminaire photometric testing performed to IES LM-79-08 standards. To obtain an IES file specific to your project consult: <http://creelighting.com/products/outdoor/area/cree-edge-series-1>
3MB


RESTL Test Report #: PL10023-001B
ARE-EDG-3MB--06-E-UL-525-40K**
Initial Delivered Lumens: 7,602



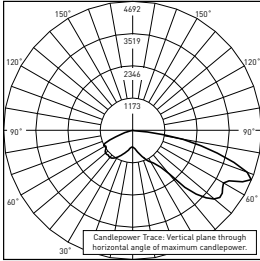
ARE-EDR-3MB--10-E-UL-525-40K**
Mounting Height: 25' [7.6m] A.F.G.
Initial Delivered Lumens: 12,275
 Initial FC at grade

Type III Medium Distribution w/BLS				
LED Count (x10)	4000K		5700K	
	Initial Delivered Lumens*	BUG Ratings** Per TM-15-11	Initial Delivered Lumens*	BUG Ratings** Per TM-15-11
350mA				
04	3,508	B1 U0 G1	3,578	B1 U0 G1
06	5,202	B1 U0 G2	5,305	B1 U0 G2
08	6,936	B1 U0 G2	7,074	B1 U0 G2
10	8,650	B1 U0 G2	8,821	B1 U0 G2
12	10,380	B1 U0 G3	10,585	B1 U0 G3
525mA				
04	4,979	B1 U0 G2	5,083	B1 U0 G2
06	7,383	B1 U0 G2	7,538	B1 U0 G2
08	9,844	B1 U0 G2	10,050	B1 U0 G3
10	12,275	B1 U0 G3	12,532	B1 U0 G3
12	14,730	B2 U0 G3	15,039	B2 U0 G3
700mA				
04	5,876	B1 U0 G2	5,996	B1 U0 G2
06	8,714	B1 U0 G2	8,891	B1 U0 G2

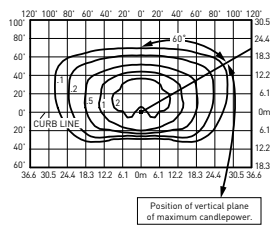
* Initial delivered lumens at 25°C [77°F]. Actual production yield may vary between -10 and +10% of initial delivered lumens

** For more information on the IES BUG (Backlight-Uplight-Glare) Rating visit: <https://www.ies.org/wp-content/uploads/2017/03/TM-15-11BUGRatingsAddendum.pdf>

THE EDGE® LED Area Luminaire – Round
Photometry

 All published luminaire photometric testing performed to IES LM-79-08 standards. To obtain an IES file specific to your project consult: <http://creelighting.com/products/outdoor/area/cree-edge-series-1>
3MP


RESTL Test Report #: PL10097-002B
ARE-EDG-3MP--06-E-UL-525-40K**
Initial Delivered Lumens: 8,670



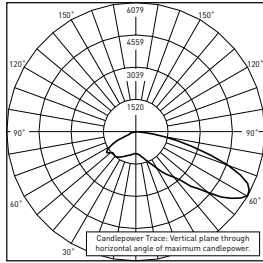
ARE-EDR-3MP--10-E-UL-525-40K**
Mounting Height: 25' (7.6m) A.F.G.
Initial Delivered Lumens: 14,548
Initial FC at grade

Type III Medium Distribution w/Partial BLS				
LED Count (x10)	4000K		5700K	
	Initial Delivered Lumens*	BUG Ratings** Per TM-15-11	Initial Delivered Lumens*	BUG Ratings** Per TM-15-11
350mA				
04	4,158	B1 U0 G1	4,240	B1 U0 G1
06	6,166	B1 U0 G2	6,288	B1 U0 G2
08	8,221	B2 U0 G2	8,384	B2 U0 G2
10	10,252	B2 U0 G2	10,455	B2 U0 G3
12	12,302	B2 U0 G3	12,546	B2 U0 G3
525mA				
04	5,901	B1 U0 G2	6,024	B1 U0 G2
06	8,750	B2 U0 G2	8,933	B2 U0 G2
08	11,667	B2 U0 G3	11,911	B2 U0 G3
10	14,548	B3 U0 G3	14,853	B3 U0 G3
12	17,458	B3 U0 G3	17,824	B3 U0 G3
700mA				
04	6,964	B2 U0 G2	7,106	B2 U0 G2
06	10,327	B2 U0 G2	10,537	B2 U0 G3

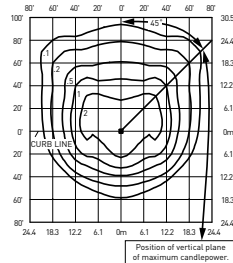
* Initial delivered lumens at 25°C (77°F). Actual production yield may vary between -10 and +10% of initial delivered lumens

** For more information on the IES BUG (Backlight-Uplight-Glare) Rating visit: <https://www.ies.org/wp-content/uploads/2017/03/TM-15-11BUGRatingsAddendum.pdf>

THE EDGE® LED Area Luminaire – Round
Photometry

 All published luminaire photometric testing performed to IES LM-79-08 standards. To obtain an IES file specific to your project consult: <http://creelighting.com/products/outdoor/area/cree-edge-series-1>
4M


RESTL Test Report #: PL10270-001B
 ARE-EDG-4M-**-06-E-UL-525-40K
 Initial Delivered Lumens: 10,483



ARE-EDR-4M-**-10-E-UL-525-40K
 Mounting Height: 25' (7.6m) A.F.G.
 Initial Delivered Lumens: 17,504
 Initial FC at grade

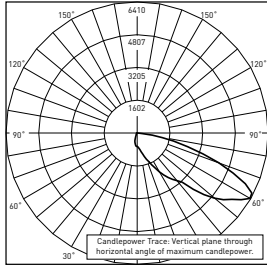
Type IV Medium Distribution				
LED Count (x10)	4000K		5700K	
	Initial Delivered Lumens*	BUG Ratings** Per TM-15-11	Initial Delivered Lumens*	BUG Ratings** Per TM-15-11
350mA				
04	5,003	B2 U0 G1	5,102	B2 U0 G1
06	7,418	B2 U0 G2	7,565	B2 U0 G2
08	9,891	B2 U0 G2	10,087	B2 U0 G2
10	12,334	B3 U0 G3	12,578	B3 U0 G3
12	14,801	B3 U0 G3	15,094	B3 U0 G3
525mA				
04	7,099	B2 U0 G2	7,248	B2 U0 G2
06	10,527	B2 U0 G2	10,748	B2 U0 G2
08	14,037	B3 U0 G3	14,331	B3 U0 G3
10	17,504	B3 U0 G3	17,870	B3 U0 G3
12	21,004	B3 U0 G3	21,444	B3 U0 G3
700mA				
04	8,379	B2 U0 G2	8,549	B2 U0 G2
06	12,425	B3 U0 G3	12,678	B3 U0 G3

* Initial delivered lumens at 25°C (77°F). Actual production yield may vary between -10 and +10% of initial delivered lumens

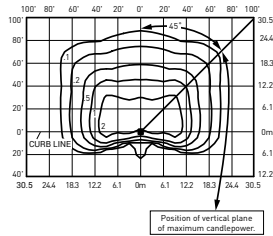
** For more information on the IES BUG (Backlight-Uplight-Glare) Rating visit: <https://www.ies.org/wp-content/uploads/2017/03/TM-15-11BUGRatingsAddendum.pdf>

THE EDGE® LED Area Luminaire – Round
Photometry

All published luminaire photometric testing performed to IES LM-79-08 standards. To obtain an IES file specific to your project consult: <http://creelighting.com/products/outdoor/area/cree-edge-series-1>

4MB


RESTL Test Report #: PL01023-002B
 ARE-EDG-4MB-**-06-E-UL-525-40K
 Initial Delivered Lumens: 7,985



ARE-EDR-4MB-**-10-E-UL-525-40K
 Mounting Height: 25' (7.6m) A.F.G.
 Initial Delivered Lumens: 13,185
 Initial FC at grade

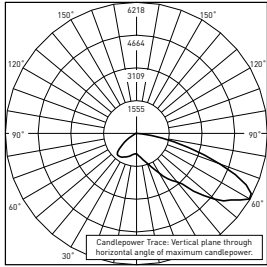
Type IV Medium Distribution w/BLS				
LED Count (x10)	4000K		5700K	
	Initial Delivered Lumens*	BUG Ratings** Per TM-15-11	Initial Delivered Lumens*	BUG Ratings** Per TM-15-11
350mA				
04	3,768	B1 U0 G1	3,843	B1 U0 G1
06	5,588	B1 U0 G1	5,698	B1 U0 G2
08	7,450	B1 U0 G2	7,598	B1 U0 G2
10	9,291	B1 U0 G2	9,475	B1 U0 G2
12	11,149	B1 U0 G2	11,370	B1 U0 G2
525mA				
04	5,348	B1 U0 G1	5,460	B1 U0 G1
06	7,930	B1 U0 G2	8,096	B1 U0 G2
08	10,573	B1 U0 G2	10,794	B1 U0 G2
10	13,185	B1 U0 G2	13,461	B1 U0 G2
12	15,821	B2 U0 G3	16,153	B2 U0 G3
700mA				
04	6,311	B1 U0 G2	6,440	B1 U0 G2
06	9,359	B1 U0 G2	9,549	B1 U0 G2

* Initial delivered lumens at 25°C (77°F). Actual production yield may vary between -10 and +10% of initial delivered lumens

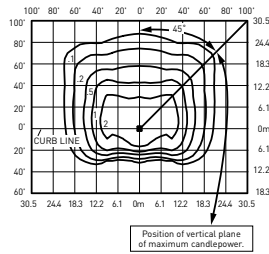
** For more information on the IES BUG (Backlight-Uplight-Glare) Rating visit: <https://www.ies.org/wp-content/uploads/2017/03/TM-15-11BUGRatingsAddendum.pdf>

THE EDGE® LED Area Luminaire – Round
Photometry

All published luminaire photometric testing performed to IES LM-79-08 standards. To obtain an IES file specific to your project consult: <http://creelighting.com/products/outdoor/area/cree-edge-series-1>

4MP


RESTL Test Report #: PL10097-003B
 ARE-EDG-4MP-**-06-E-UL-525-40K
 Initial Delivered Lumens: 9,410



ARE-EDR-4MP-**-10-E-UL-525-40K
 Mounting Height: 25' (7.6m) A.F.G.
 Initial Delivered Lumens: 15,458
 Initial FC at grade

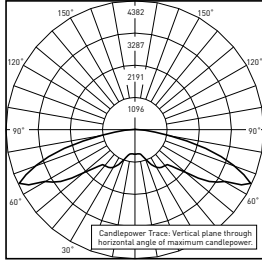
Type IV Medium Distribution w/Partial BLS				
LED Count (x10)	4000K		5700K	
	Initial Delivered Lumens*	BUG Ratings** Per TM-15-11	Initial Delivered Lumens*	BUG Ratings** Per TM-15-11
350mA				
04	4,418	B1 U0 G1	4,505	B1 U0 G1
06	6,551	B2 U0 G1	6,681	B2 U0 G1
08	8,735	B2 U0 G2	8,908	B2 U0 G2
10	10,892	B2 U0 G2	11,108	B2 U0 G2
12	13,071	B2 U0 G2	13,330	B2 U0 G2
525mA				
04	6,270	B2 U0 G1	6,401	B2 U0 G1
06	9,297	B2 U0 G2	9,492	B2 U0 G2
08	12,396	B2 U0 G2	12,656	B2 U0 G2
10	15,458	B3 U0 G2	15,782	B3 U0 G2
12	18,549	B3 U0 G2	18,938	B3 U0 G3
700mA				
04	7,400	B2 U0 G2	7,550	B2 U0 G2
06	10,973	B2 U0 G2	11,196	B2 U0 G2

* Initial delivered lumens at 25 °C (77 °F). Actual production yield may vary between -10 and +10% of initial delivered lumens

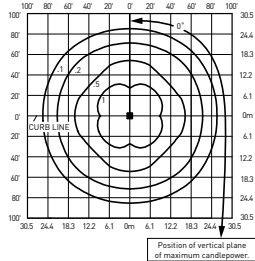
** For more information on the IES BUG (Backlight-Uplight-Glare) Rating visit: <https://www.ies.org/wp-content/uploads/2017/03/TM-15-11BUGRatingsAddendum.pdf>

THE EDGE® LED Area Luminaire – Round
Photometry

All published luminaire photometric testing performed to IES LM-79-08 standards. To obtain an IES file specific to your project consult: <http://creelighting.com/products/outdoor/area/cree-edge-series-1>

5M


RESTL Test Report #: PL09285-001
 ARE-EDG-5M-**-06-E-UL-700-40K
 Initial Delivered Lumens: 13,136



ARE-EDR-5M-**-06-E-UL-700-40K
 Mounting Height: 25' (7.6m) A.F.G.
 Initial Delivered Lumens: 13,070
 Initial FC at grade

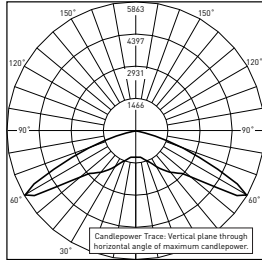
Type V Medium Distribution				
LED Count (x10)	4000K		5700K	
	Initial Delivered Lumens*	BUG Ratings** Per TM-15-11	Initial Delivered Lumens*	BUG Ratings** Per TM-15-11
350mA				
04	5,262	B3 U0 G1	5,367	B3 U0 G1
06	7,804	B3 U0 G2	7,958	B3 U0 G2
08	10,405	B4 U0 G2	10,611	B4 U0 G2
10	12,975	B4 U0 G2	13,232	B4 U0 G2
12	15,570	B4 U0 G3	15,878	B4 U0 G3
525mA				
04	7,468	B3 U0 G2	7,625	B3 U0 G2
06	11,074	B4 U0 G2	11,306	B4 U0 G2
08	14,766	B4 U0 G2	15,075	B4 U0 G3
10	18,413	B4 U0 G3	18,799	B4 U0 G3
12	22,096	B5 U0 G3	22,558	B5 U0 G3
700mA				
04	8,814	B3 U0 G2	8,993	B3 U0 G2
06	13,070	B4 U0 G2	13,336	B4 U0 G2

* Initial delivered lumens at 25°C (77°F). Actual production yield may vary between -10 and +10% of initial delivered lumens

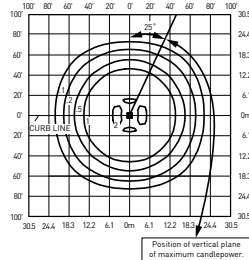
** For more information on the IES BUG (Backlight-Uplight-Glare) Rating visit: <https://www.ies.org/wp-content/uploads/2017/03/TM-15-11BUGRatingsAddendum.pdf>

THE EDGE® LED Area Luminaire – Round
Photometry

All published luminaire photometric testing performed to IES LM-79-08 standards. To obtain an IES file specific to your project consult: <http://creelighting.com/products/outdoor/area/cree-edge-series-1>

55


RESTL Test Report #: PL09286-001A
 ARE-EDG-55-**-06-E-UL-700-40K
 Initial Delivered Lumens: 14,123



ARE-EDR-55-**-06-E-UL-700-40K
 Mounting Height: 25' (7.6m) A.F.G.
 Initial Delivered Lumens: 14,523
 Initial FC at grade

Type V Short Distribution				
LED Count (x10)	4000K		5700K	
	Initial Delivered Lumens*	BUG Ratings** Per TM-15-11	Initial Delivered Lumens*	BUG Ratings** Per TM-15-11
350mA				
04	5,847	B3 U0 G1	5,963	B3 U0 G1
06	8,671	B3 U0 G1	8,842	B3 U0 G1
08	11,561	B3 U0 G2	11,790	B3 U0 G2
10	14,416	B4 U0 G2	14,702	B4 U0 G2
12	17,300	B4 U0 G2	17,642	B4 U0 G2
525mA				
04	8,298	B3 U0 G1	8,472	B3 U0 G1
06	12,305	B3 U0 G2	12,563	B3 U0 G2
08	16,406	B4 U0 G2	16,750	B4 U0 G2
10	20,459	B4 U0 G2	20,887	B4 U0 G2
12	24,551	B4 U0 G2	25,065	B4 U0 G2
700mA				
04	9,793	B3 U0 G1	9,993	B3 U0 G2
06	14,523	B4 U0 G2	14,818	B4 U0 G2

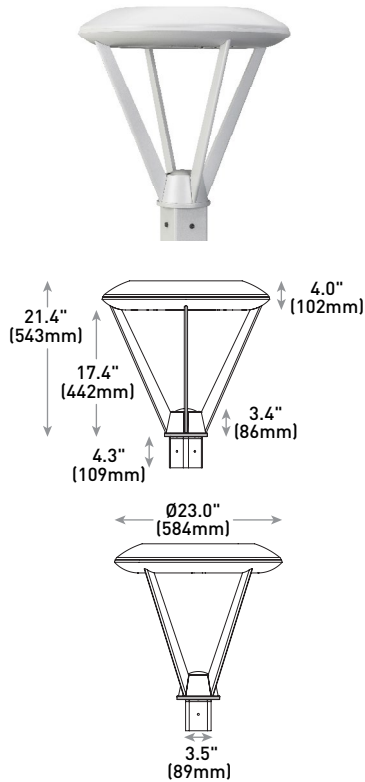
* Initial delivered lumens at 25°C (77°F). Actual production yield may vary between -10 and +10% of initial delivered lumens

** For more information on the IES BUG (Backlight-Uplight-Glare) Rating visit: <https://www.ies.org/wp-content/uploads/2017/03/TM-15-11BUGRatingsAddendum.pdf>

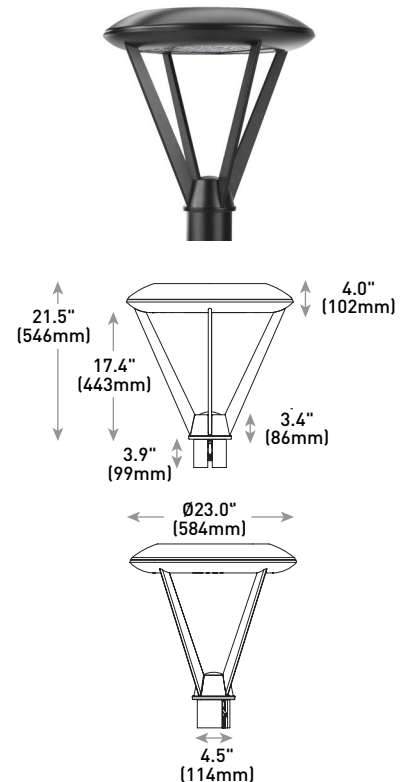
THE EDGE® LED Area Luminaire – Round

Luminaire EPA

Post Top Mount – ARE-EDR-R3/R4/R5		
LED Count (x10)	Single R3	Single R4/R5
04	1.81	1.67
06	1.81	1.67
08	1.81	1.67
10	1.81	1.67
12	1.81	1.67

R4 Mount


LED Count (x10)	Weight
04	36.2 lbs. (16.4kg)
06	37.6 lbs. (17.0kg)
08	39.3 lbs. (17.8kg)
10	43.0 lbs. (19.5kg)
12	44.8 lbs. (20.3kg)

R5 Mount


LED Count (x10)	Weight
04	33.3 lbs. (15.1kg)
06	34.6 lbs. (15.7kg)
08	36.4 lbs. (16.5kg)
10	40.1 lbs. (18.2kg)
12	41.9 lbs. (19.0kg)

© 2020 Cree Lighting, A company of IDEAL INDUSTRIES. All rights reserved. For informational purposes only. Content is subject to change. Patent www.creelighting.com/patents. Cree® and the Cree logo are registered trademarks of Cree, Inc. THE EDGE®, NanoOptic®, and Colorfast DeltaGuard® are registered trademarks of Cree Lighting, A company of IDEAL INDUSTRIES. The UL logo is a registered trademark of UL LLC. NEMA® is a registered trademark of the National Electrical Manufacturers Association. The DLC QPL logo is a registered trademark of Efficiency Forward, Inc