

Wall Mount Luminaire

Product Description

Introducing Dot.wall, a LED armature designed for urban and perimeter security lighting. This innovative solution sets the standard for performance and value, offering a logical alternative to traditional metal halide wall luminaires. With its compact design and state-of-the-art heatsink, Dot.wall is the optimal choice for ensuring optical control that seamlessly integrate with Energy Series lighting schemes. Featuring autonomous regulation of luminous flux and consistent light output on request, Dot.wall provides a scalable solution. Low-maintenance design providing peace of mind, delivering precise illumination performance for any application. Offering a diverse selection of lumen packages and lens options, Dot.wall is ideal for both retrofit projects and new installations, providing a wide range of lighting options.

Applications: General area, urban décor, under-eaves and security lighting

Performance Summary

Efficacy: up to 160lm/W

Initial Delivered LED Lumens: up to 12900 lm

Lifetime color consistency: 4SDCM

Limited Warranty: 5 years on luminaire

Extended warranty (up to 10 years) available for approved projects. Contact ADLT for further information.



Ordering Information

Eg: KTEA-S-K07-4L-407-+-A-WH-S-S-S-01+ S13DSF0-FX001

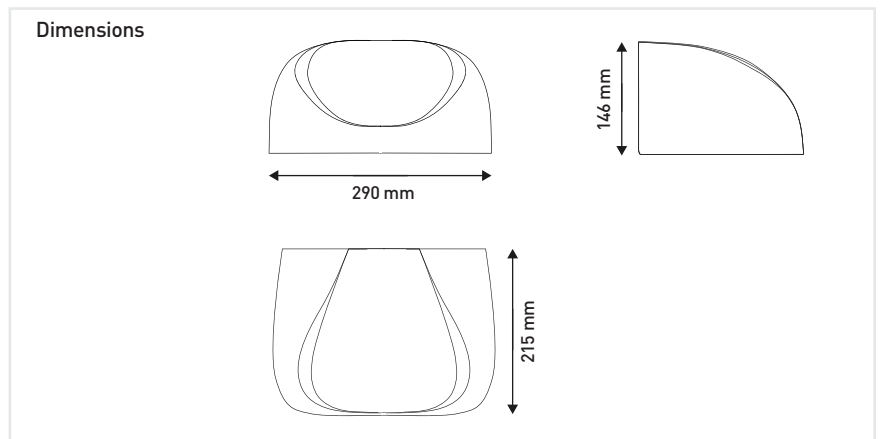
KTEA	- S	- K07	- 4L	- 407	- +	- A	- WH	- S	- S	- S	- 01
Product	Mounting	Optic	Lumen Package	CCT	Insulation Class	Voltage	Finish	Options	Variant	Protection	Cable Length
KTEA Dot.wall ECO Version A	- S No-mount	- K07 NanoComfort Narrow Street 075 Narrow Street 0.75 (T2S) K10 NanoComfort Medium Street 100 Medium Street 1.00 (T2S) K12 NanoComfort Broad Street 125 Comfort Street 1.25 (T2S) 150 Wide Street 1.50 (T3S) 200 Extra Wide Street 2.00 (T4S) SCP Street & Cycle Path class P (T2S)	- 4L 8L 12L*	- 228** 2200K CRI80 278** 2700K CRI80 307** 3000K CRI70 308 3000K CRI80 407 4000K CRI70	- + Class 1 ^ Class 2	- A 220-240V	- WH White	- S *** Standard program C** Custom program	- S No socket / No Sensor	- S By driver	- 01 Exit Cable 0.5 m

*Only in class I

**On request

*** Choose Program from standards listed

ACCESSORIES	
KT-WALL-SG	Wallpack mounting for Dot Eco version Sapphire Grey



Wall Mount Luminaire

FEATURES

- Available with NanoComfort® precision optical system
- Full cut-off optics and PCB LEDs compliant with Zhaga Book 15
- LED Lumen output up to 12900lm
- Zhaga Book 15 compliant LED module efficiency (excluding optical system): ≥ 185 lm/W
- Luminaire efficiency (including optical losses): up to 160 lm/W
- CCT: 4000K Ra70, 3000K Ra80 (2200K Ra80, 2700K Ra80, 3000K Ra 80 on request)
- Initial Chromatic Selection: ≤ 4 -Step MacAdam ellipse or $\Delta u'v' \leq 0.003$ (LM80:08)
- Colour variation at 6,000 hours: ≤ 7 -Step MacAdam ellipse or $\Delta u'v' \leq 0.007$ (LM80:08)
- Luminous flux maintenance factor: L97B10 up to $>100,000$ hours $T_a=25^\circ\text{C}$ (According to IESNA TM-21)
- Degree of protection: Eco Version IP66\IK10, Plus Version IP20\IK10 (Box IP66 version available)
- Overvoltage protection: up to 6kV CM/DM according to EN61000-4-5 and EN 61547
- Driver r equipped with over-temperature protection for optimal performance and safety
- Power factor: ≥ 0.98 at full load
- Operating temperature: -40°C up to $+50^\circ\text{C}$
- Control Options: Virtual Midnight, Costant Flux
- Backlight accessory available for selected lenses

CONSTRUCTION AND MATERIALS

- Die-cast aluminum body with low copper content
- 4mm thick ultra clear transparent glass protection screen
- Replaceable PMMA lenses
- Replaceable LED board equipped with ESD protection
- Cable type H07RN-F (Cable length up to 50cm)
- Easy installation
- Practicality in ordinary and extraordinary maintenance
- Luminaire assembled without the use of adhesives, completely disassembled and recyclable
- Ultra durable litemstrong glass clips

WARRANTY AND CERTIFICATIONS

- Warranty: 5 years
- CE/CB/ENEC/RoHs/RCM
- Risk group exempt in accordance with Standard CEI EN 62471 for photobiological safety (Tested IEC/TR62778)
- Compliant to: EN 60598-1; EN 60598-2-3
- Lead-free powder coatings with excellent exterior durability, conforms to the requirements:
 - Adhesion - test comply with ISO 2409
 - Salt spray - test NSS comply with ISO 9227
 - Accelerated Weathering - test UV comply with ISO 16474-2 (ex ISO 11507)
 - Constant humidity - test comply with ISO 6270-1

ELECTRICAL DATA*

Lumen Package	System Watts 220-240V	Total Current	Power Factor
		@230V, 50Hz	
4L	29W	0.14	0.91
8L	55W	0.26	0.95
12L	80W	0.37	0.95

* Electrical data at 25°C (77°F)

WEIGHT

DOT	2.5 Kg
KIT WALL	1.6 Kg

LMF LUXEON - RECOMMENDED LUMEN MAINTENANCE FACTORS (LMF)¹

Ambient	LMF iniziale	25K hr Projected ² LMF	50K hr Projected ² LMF	75K hr Calculated ³ LMF	100K hr Calculated ³ LMF
25°C	1	0,97	0,94	0,92	0,90

LMF DURIS - RECOMMENDED LUMEN MAINTENANCE FACTORS (LMF)¹

Ambient	LMF iniziale	25K hr Projected ² LMF	50K hr Projected ² LMF	75K hr Calculated ³ LMF	100K hr Calculated ³ LMF
25°C	1	0,99	0,98	0,98	0,97

¹ Lumen maintenance values calculated at 25°C, with TM-21 based on LM-80 data and on-site testing. DURIS for optics SCP, 150 and LUXEON for 075, 100, 125, 200, K07, K10, K12 optics

² In accordance with IESNA TM-21-11, the values shown in the "projected" column represent interpolated and arc values within six times (6x) the total duration in hours of the tests (performed according to IESNA LM-80-08) to which the device has been subjected ((DUT) e.g. the LED chip).

³ In accordance with IESNA TM-21-11, the values shown in the column "calculated" are calculated based on a time span greater than six times (6x) the total duration in hours of the tests (performed according to IESNA LM-80-08) to which the device has been subjected ((DUT) e.g. the LED chip).

ECO Version - Control options for variant S

S - STANDARD PROGRAM - FIXED OUTPUT - OPTICS K07-K10-K12-075-100-125-200					
Setting Code	System Watts W	Nominal flux (lm)			Description
		3000K Ra80	3000K Ra70	4000K Ra70	
LUMEN PACKAGE 4L					
S13DSA0-FX001	29 W	4336	4624	4809	FIXED 1050MA MAX 29W
S13DSA0-FX002	19 W	3030	3231	3360	FIXED 700MA MAX 19W
S13DSA0-FX003	13 W	2246	2396	2491	FIXED 500MA MAX 13W
S13DSA0-FX004	9 W	1567	1671	1738	FIXED 350MA MAX 9W
LUMEN PACKAGE 8L					
S13HSA0-FX001	55 W	8411	8969	9328	FIXED 1050MA MAX 55W
S13HSA0-FX002	36 W	5988	6386	6641	FIXED 700MA MAX 36W
S13HSA0-FX003	27 W	4626	4933	5130	FIXED 525MA MAX 27W
LUMEN PACKAGE 12L					
S13LSA0-FX001	80 W	12227	13038	13560	FIXED 1050MA MAX 80W
S13LSA0-FX002	52 W	8705	9283	9654	FIXED 700MA MAX 52W
S13LSA0-FX003	39 W	6725	7171	7458	FIXED 525MA MAX 39W
S - STANDARD PROGRAM - FIXED OUTPUT - OPTICS 150-SCP					
Setting Code	System Watts W	Nominal flux (lm)			Description
		3000K Ra80	3000K Ra70	4000K Ra70	
LUMEN PACKAGE 4L					
S13DSA0-FX001	29 W	3914	4383	4607	FIXED 1050MA MAX 29W
S13DSA0-FX002	19 W	2735	3063	3219	FIXED 700MA MAX 19W
S13DSA0-FX003	13 W	2028	2271	2387	FIXED 500MA MAX 13W
S13DSA0-FX004	9 W	1415	1584	1665	FIXED 350MA MAX 9W
LUMEN PACKAGE 8L					
S13HSA0-FX001	55 W	7583	8492	8926	FIXED 1050MA MAX 55W
S13HSA0-FX002	36 W	5399	6046	6355	FIXED 700MA MAX 36W
S13HSA0-FX003	27 W	4171	4670	4909	FIXED 525MA MAX 27W
LUMEN PACKAGE 12L					
S13LSA0-FX001	80 W	11029	12351	12983	FIXED 1050MA MAX 80W
S13LSA0-FX002	52 W	7853	8793	9243	FIXED 700MA MAX 52W
S13LSA0-FX003	39 W	6066	6793	7140	FIXED 525MA MAX 39W

ECO Version - Control options for variant S

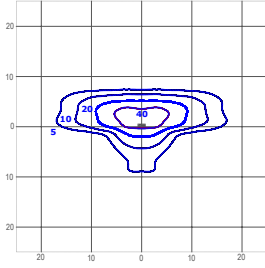
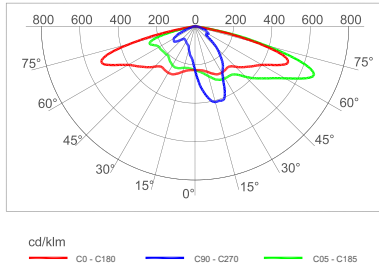
S - STANDARD PROGRAM - VIRTUAL MIDNIGHT - OPTICS K07-K10-K12-075-100-125-200										
Setting Code	W Max	Nominal flux (lm)			W Min	Nominal flux (lm)			Description	
		3000K Ra80	3000K Ra70	4000K Ra70		3000K Ra80	3000K Ra70	4000K Ra70		
LUMEN PACKAGE 4L										
S13DSA0-VM001	29 W	4336	4624	4809	19 W	3030	3231	3360	VM ON-1050MA 29W / 00:00-700MA 19W / 06:00-1050MA 29W	
S13DSA0-VM002	19 W	3030	3231	3360	13 W	2246	2396	2491	VM ON-700MA 19W / 00:00-500MA 13W / 06:00-700MA 19W	
S13DSA0-VM003	13 W	2246	2396	2491	9 W	1567	1671	1738	VM ON-500MA 13W / 00:00-350MA 9W / 06:00-500MA 13W	
S13DSA0-VM004	9 W	1567	1671	1738	7 W	1149	1226	1275	VM ON-350MA 9W / 00:00-250MA 7W / 06:00-350MA 9W	
LUMEN PACKAGE 8L										
S13HSA0-VM001	55 W	8411	8969	9328	36 W	5988	6386	6641	VM ON-1050MA 55W / 00:00-700MA 36W / 06:00-1050MA 55W	
S13HSA0-VM002	36 W	5988	6386	6641	24 W	4177	4454	4632	VM ON-700MA 36W / 00:00-470MA 24W / 06:00-700MA 36W	
S13HSA0-VM003	27 W	4626	4933	5130	19 W	3167	3377	3512	VM ON-525MA 27W / 00:00-350MA 19W / 06:00-525MA 27W	
LUMEN PACKAGE 12L										
S13LSA0-VM001	80 W	12227	13038	13560	52 W	8705	9283	9654	VM ON-1050MA 80W / 00:00-700MA 52W / 06:00-1050MA 80W	
S13LSA0-VM002	52 W	8705	9283	9654	35 W	6072	6475	6734	VM ON-700MA 52W / 00:00-470MA 35W / 06:00-700MA 52W	
S13LSA0-VM003	39 W	6725	7171	7458	27 W	4603	4909	5105	VM ON-525MA 39W / 00:00-350MA 27W / 06:00-525MA 39W	
S - STANDARD PROGRAM - VIRTUAL MIDNIGHT - OPTICS 150-SCP										
Setting Code	W Max	Nominal flux (lm)			W Min	Nominal flux (lm)			Description	
		3000K Ra80	3000K Ra70	4000K Ra70		3000K Ra80	3000K Ra70	4000K Ra70		
LUMEN PACKAGE 4L										
S13DSA0-VM001	29 W	3914	4383	4607	19 W	2735	3063	3219	VM ON-1050MA 29W / 00:00-700MA 19W / 06:00-1050MA 29W	
S13DSA0-VM002	19 W	2735	3063	3219	13 W	2028	2271	2387	VM ON-700MA 19W / 00:00-500MA 13W / 06:00-700MA 19W	
S13DSA0-VM003	13 W	2028	2271	2387	9 W	1415	1584	1665	VM ON-500MA 13W / 00:00-350MA 9W / 06:00-500MA 13W	
S13DSA0-VM004	9 W	1415	1584	1665	7 W	1037	1162	1221	VM ON-350MA 9W / 00:00-250MA 7W / 06:00-350MA 9W	
LUMEN PACKAGE 8L										
S13HSA0-VM001	55 W	7583	8492	8926	36 W	5399	6046	6355	VM ON-1050MA 55W / 00:00-700MA 36W / 06:00-1050MA 55W	
S13HSA0-VM002	36 W	5399	6046	6355	24 W	3766	4217	4433	VM ON-700MA 36W / 00:00-470MA 24W / 06:00-700MA 36W	
S13HSA0-VM003	27 W	4171	4670	4909	19 W	2855	3197	3361	VM ON-525MA 27W / 00:00-350MA 19W / 06:00-525MA 27W	
LUMEN PACKAGE 12L										
S13LSA0-VM001	80 W	11029	12351	12983	52 W	7853	8793	9243	VM ON-1050MA 80W / 00:00-700MA 52W / 06:00-1050MA 80W	
S13LSA0-VM002	52 W	7853	8793	9243	35 W	5477	6133	6447	VM ON-700MA 52W / 00:00-470MA 35W / 06:00-700MA 52W	
S13LSA0-VM003	39 W	6066	6793	7140	27 W	4153	4650	4888	VM ON-525MA 39W / 00:00-350MA 27W / 06:00-525MA 39W	

Wall Mount Luminaire

Photometry

All published luminaire photometric testing performed by an external certified ISO 17025 laboratory.
To obtain an IES file specific to your project consult: www.creelighting-europe.com

K07 - Narrow Street



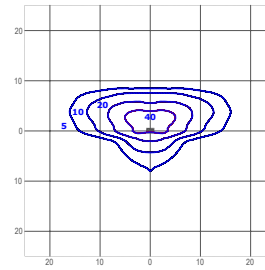
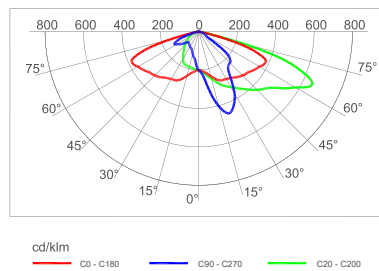
LUMEN OUTPUT - K07 (Narrow Street)			
Lumen Package	3000K Ra80	3000K Ra70	4000K Ra70
	Initial Delivered Lumens*	Initial Delivered Lumens*	Initial Delivered Lumens*
4L	3938	4199	4367
8L	7638	8145	8470
12L	11103	11840	12313

* Initial delivered lumens at 25°C (77°F). Actual production yield may vary between -4 and +10% of initial delivered lumens

Test Report #: 403-QL22-R05

lux
AREA-S-K07-8L-407
Mounting Height: 6m

K10 - Medium Street



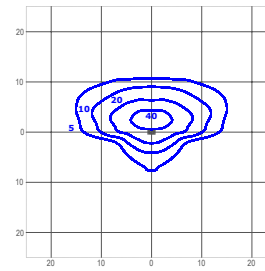
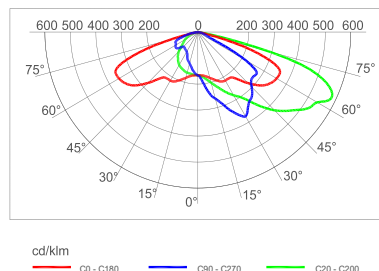
LUMEN OUTPUT - K10 (Medium Street)			
Lumen Package	3000K Ra80	3000K Ra70	4000K Ra70
	Initial Delivered Lumens*	Initial Delivered Lumens*	Initial Delivered Lumens*
4L	3941	4203	4371
8L	7645	8152	8478
12L	11114	11851	12325

* Initial delivered lumens at 25°C (77°F). Actual production yield may vary between -4 and +10% of initial delivered lumens

Test Report #: 403-QL22-R06

lux
AREA-S-K10-8L-407
Mounting Height: 6m

K12 - Broad Street



LUMEN OUTPUT - K12 (Broad Street)			
Lumen Package	3000K Ra80	3000K Ra70	4000K Ra70
	Initial Delivered Lumens*	Initial Delivered Lumens*	Initial Delivered Lumens*
4L	3858	4114	4278
8L	7483	7980	8299
12L	10878	11600	12064

* Initial delivered lumens at 25°C (77°F). Actual production yield may vary between -4 and +10% of initial delivered lumens

Test Report #: 403-QL22-R07

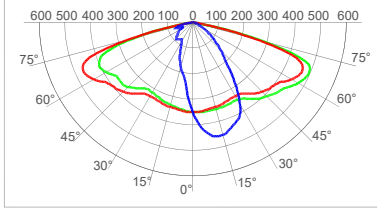
lux
AREA-S-K12-8L-407
Mounting Height: 6m

Wall Mount Luminaire

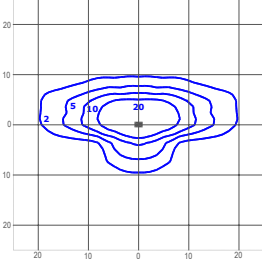
Photometry

All published luminaire photometric testing performed by an external certified ISO 17025 laboratory.
To obtain an IES file specific to your project consult: www.creelighting-europe.com

075 - Type II Short



cd/klm
— C0 - C180 — C90 - C270 — C2.5 - C182.5



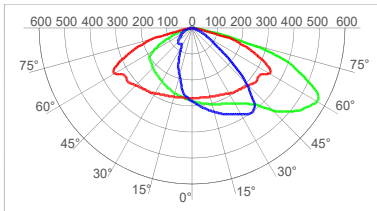
lux
KTEA-S-075-8L-407
Mounting Height: 6m

LUMEN OUTPUT - 075 (Type II Short)			
Lumen Package	3000K Ra80	3000K Ra70	4000K Ra70
	Initial Delivered Lumens*	Initial Delivered Lumens*	Initial Delivered Lumens*
4L	3724	3971	4129
8L	7223	7702	8010
12L	10500	11196	11644

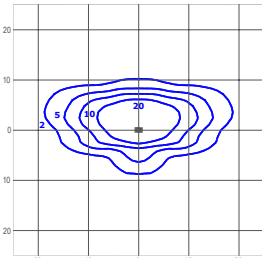
* Initial delivered lumens at 25°C (77°F). Actual production yield may vary between -4 and +10% of initial delivered lumens

Test Report #: 403-QL22-R04

100 - Type II Short



cd/klm
— C0 - C180 — C90 - C270 — C20 - C200



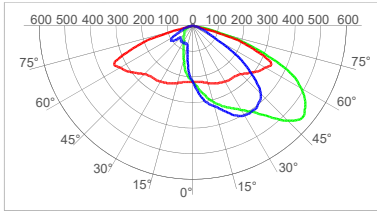
lux
KTEA-S-100-8L-407
Mounting Height: 6m

LUMEN OUTPUT - 100 (Type II Short)			
Lumen Package	3000K Ra80	3000K Ra70	4000K Ra70
	Initial Delivered Lumens*	Initial Delivered Lumens*	Initial Delivered Lumens*
4L	3701	3947	4105
8L	7180	7656	7962
12L	10437	11129	11575

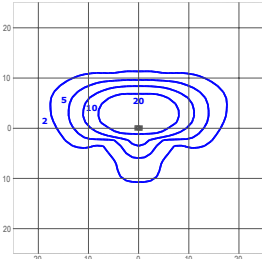
* Initial delivered lumens at 25°C (77°F). Actual production yield may vary between -4 and +10% of initial delivered lumens

Test Report #: 403-QL22-R03

125 - Type II Short



cd/klm
— C0 - C180 — C90 - C270 — C35 - C215



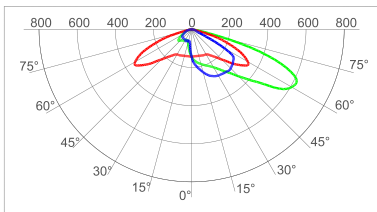
lux
KTEA-S-125-8L-407
Mounting Height: 6m

LUMEN OUTPUT -125 (Type II Short)			
Lumen Package	3000K Ra80	3000K Ra70	4000K Ra70
	Initial Delivered Lumens*	Initial Delivered Lumens*	Initial Delivered Lumens*
4L	3742	3990	4150
8L	7259	7740	8050
12L	10552	11252	11702

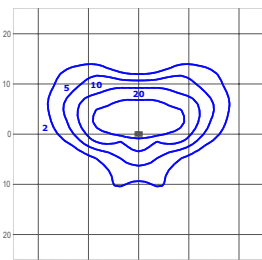
* Initial delivered lumens at 25°C (77°F). Actual production yield may vary between -4 and +10% of initial delivered lumens

Test Report #: 403-QL22-R02

150 - Type III Short



cd/klm
— C0 - C180 — C90 - C270 — C27.5 - C207.5



lux
KTEA-S-150-8L-407
Mounting Height: 6m

LUMEN OUTPUT - 150 (Type III Short)			
Lumen Package	3000K Ra80	3000K Ra70	4000K Ra70
	Initial Delivered Lumens*	Initial Delivered Lumens*	Initial Delivered Lumens*
4L	3398	3805	4000
8L	6584	7373	7750
12L	9576	10723	11272

* Initial delivered lumens at 25°C (77°F). Actual production yield may vary between -4 and +10% of initial delivered lumens

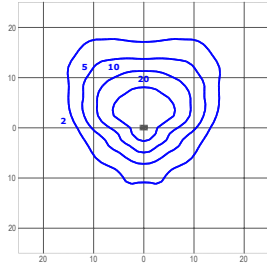
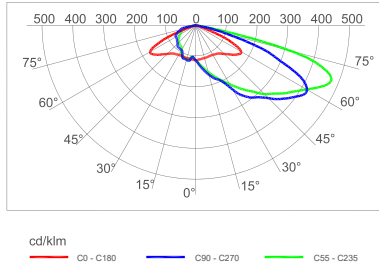
Test Report #: 238-QL22-R11

Wall Mount Luminaire

Photometry

All published luminaire photometric testing performed by an external certified ISO 17025 laboratory.
To obtain an IES file specific to your project consult: www.creelighting-europe.com

200 - Type IV Short



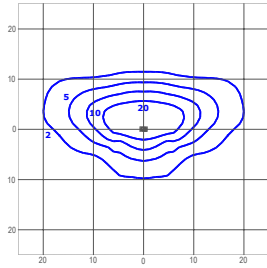
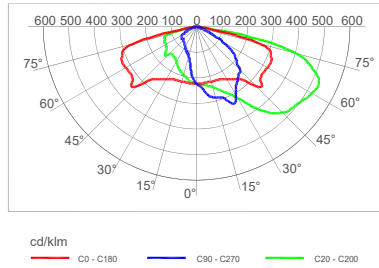
LUMEN OUTPUT - 200 (Type IV Short)			
Lumen Package	3000K Ra80	3000K Ra70	4000K Ra70
	Initial Delivered Lumens*	Initial Delivered Lumens*	Initial Delivered Lumens*
4L	3684	3929	4086
8L	7146	7620	7925
12L	10388	11077	11520

* Initial delivered lumens at 25°C (77°F). Actual production yield may vary between -4 and +10% of initial delivered lumens

Test Report #: 1408-QL20-R05

KTEA-S-200-8L-407
Mounting Height: 6m

SCP - Type II Short



LUMEN OUTPUT - SCP (Type II Short)			
Lumen Package	3000K Ra80	3000K Ra70	4000K Ra70
	Initial Delivered Lumens*	Initial Delivered Lumens*	Initial Delivered Lumens*
4L	3323	3722	3912
8L	6439	7211	7580
12L	9365	10487	11024

* Initial delivered lumens at 25°C (77°F). Actual production yield may vary between -4 and +10% of initial delivered lumens

Test Report #: 238-QL22-R14

KTEA-S-SCP-8L-407
Mounting Height: 6m