

## Mounting Bracket for Ceiling, Wall, Bracket

### Product Description

Dot.multi, a new compact, smart projector offering a wide range of solutions for complementary applications; with its compact and neutral design, it can be easily integrated into existing and new building structures. Dot.multi is a small led engine with a comprehensive smart line-up of mounting systems, designed for people looking for a minimalist, no-frills lighting solution that will wholly meet their lighting needs. Thanks to its mechanical resistance and premium materials will not disappoint your expectations of longevity.

**Applications:** industrial installations, forecourt canopies, parking, urban tunnel, underpass lighting

### Performance Summary

**Efficacy:** up to 160lm/W

**Initial Delivered LED Lumens:** up to 12900 lm

**Lifetime color consistency:** 4SDCM

**Limited Warranty:** 5 years on luminaire

*Extended warranty (up to 10 years) available for approved projects. Contact ADLT for further information.*



### Ordering Information

Eg: KTEA-S-K07-4L-407-+-A-WH-S-S-S-01+ S13DSF0-FX001

KTEA	- S	- K07	- 4L	- 407	- +	- A	- WH	- S	- S	- S	- 01
Product	Mounting	Optic	Lumen Package	CCT	Insulation Class	Voltage	Finish	Options	Variant	Protection	Cable length
KTEA Energy Multi ECO Version A	S No-mount	K07 NanoComfort Narrow Street 075 Narrow Street 0.75 (T2S) K10 NanoComfort Medium Street 100 Medium Street 1.00 (T2S) K12 NanoComfort Broad Street 125 Comfort Street 1.25 (T2S)	4L	308 3000K CRI80	+ Class 1	A 220-240V	WH White	S** Standard program	S No socket / No sensor	S By - driver	01 Exit Cable 0,5 m
			8L	407 4000K CRI70	^ Class 2			C*** Custom program			
KTPA Energy Multi PLUS Version A	P No-Mount with IP66 BOX	150 Wide Street 1.50 (T3S) 200 Extra Wide Street 2.00 (T4S) SCP Street & Cycle Path class P(T2S) C12 125 Center Road (T2S) ABS 150 Bi-Symmetric Area(T4S)	4L	308 3000K CRI80	+ Class 1	A 220-240V	WH White	S** Standard program	S No socket / No sensor	S By - driver	01 Exit Cable 0,5 m
			8L	407 4000K CRI70	^ Class 2			C*** Custom program	Z Zhaga D4i Driver	U 10kV	
			12L*					DL DALI	SF Fuse	UF Fuse + 10kV	

\*Only in class I

\*\*Choose Program from standards listed

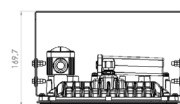
\*\*\*On request

Other optics available

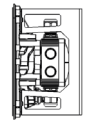
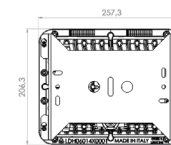

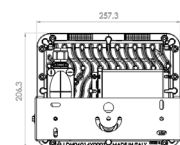
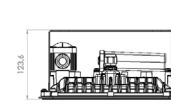
KIT MULTI (Only ECO)	
KT-KIT-MLT	Kit Multi bracket for Ceiling/busway
KIT YOKE MOUNTING	
KT-KIT-ADJ	Kit C bracket adjustable
BEUTY FRAME	
KT-KIT-FRM-WH	Kit Beauty Frame

### Dimensions

KT-KIT-ADJ



KT-KIT-MLT



## Mounting Bracket for Ceiling, Wall, Bracket

### FEATURES

- Available with **NanoComfort®** precision optical system
- LED Lumen output up to 12900lm
- Zhaga Book 15 compliant LED module efficiency (excluding optical system):  $\geq 185$  lm/W
- Luminaire efficiency (including optical losses): up to 160 lm/W
- CCT: 4000K Ra70, 3000K Ra80 (2200K Ra80, 2700K Ra80, 3000K Ra70 on request)
- Initial Chromatic Selection:  $\leq 4$ -Step MacAdam ellipse or  $\Delta u'v' \leq 0.003$  (LM80:08)
- Colour variation at 6,000 hours:  $\leq 7$ -Step MacAdam ellipse or  $\Delta u'v' \leq 0.007$  (LM80:08)
- Luminous flux maintenance factor: L97B10 up to  $>100,000$  hours  $T_a=25^\circ\text{C}$  (According to IESNA TM-21)
- Degree of protection: Eco Version IP66\IK10, Plus Version IP20/IK10 (Box IP66 version available)
- Overvoltage protection: up to 10kV CM/DM according to EN61000-4-5 and EN 61547
- Driver r equipped with over-temperature protection for optimal performance and safety
- Power factor:  $\geq 0.98$  at full load
- Operating temperature:  $-40^\circ\text{C}$  up to  $+50^\circ\text{C}$
- Control Options: Virtual Midnight, Costant Flux (Virtual midnight protocol adjustable via the main available for Plus version)
- Variant with Zhaga D4i driver and socket available for Plus version
- DALI dimmable available for Plus version
- Backlight accessory available for selected lenses

### CONSTRUCTION AND MATERIALS

- Die-cast aluminum body with low copper content
- 4mm thick ultra clear transparent glass protection screen
- Replaceable PMMA lenses
- Replaceable LED board equipped with ESD protection
- Cable type H07RN-F (Cable length up to 50cm)
- Easy installation
- Practicality in ordinary and extraordinary maintenance
- Luminaire assembled without the use of adhesives, completely disassembled and recyclable
- Ultra durable litemstrong glass clips

### WARRANTY AND CERTIFICATIONS

- Warranty: 5 years
- CE/CB/ENEC/RoHs/RCM
- Risk group exempt in accordance with Standard CEI EN 62471 for photobiological safety (Tested IEC/TR62778)
- Compliant to: EN 60598-1; EN 60598-2-3
- Lead-free powder coatings with excellent exterior durability, conforms to the requirements:
  - Adhesion - test comply with ISO 2409
  - Salt spray - test NSS comply with ISO 9227
  - Accelerated Weathering - test UV comply with ISO 16474-2 (ex ISO 11507)
  - Constant humidity - test comply with ISO 6270-1

### ELECTRICAL DATA\*

Lumen Package	System Watts 220-240V	Total Current	Power Factor
		@230V, 50Hz	
4L	29W	0.14	0.91
8L	55W	0.26	0.95
12L	80W	0.37	0.95

\* Electrical data at  $25^\circ\text{C}$  ( $77^\circ\text{F}$ )

### WEIGHT

WEIGHT	2.5 Kg
--------	--------

### LMF LUXEON - RECOMMENDED LUMEN MAINTENANCE FACTORS (LMF)<sup>1</sup>

Ambient	LMF iniziale	25K hr Projected <sup>2</sup> LMF	50K hr Projected <sup>2</sup> LMF	75K hr Calculated <sup>3</sup> LMF	100K hr Calculated <sup>3</sup> LMF
$25^\circ\text{C}$	1	0,97	0,94	0,92	0,90

### LMF DURIS - RECOMMENDED LUMEN MAINTENANCE FACTORS (LMF)<sup>1</sup>

Ambient	LMF iniziale	25K hr Projected <sup>2</sup> LMF	50K hr Projected <sup>2</sup> LMF	75K hr Calculated <sup>3</sup> LMF	100K hr Calculated <sup>3</sup> LMF
$25^\circ\text{C}$	1	0,99	0,98	0,98	0,97

<sup>1</sup> Lumen maintenance values calculated at  $25^\circ\text{C}$ , with TM-21 based on LM-80 data and on-site testing. DURIS for optics SCP, 150 and LUXEON for 075, 100, 125 - 200 - AFN - ARS - K07 - K10 - K12 optics

<sup>2</sup> In accordance with IESNA TM-21-11, the values shown in the "projected" column represent interpolated and arc values within six times (6x) the total duration in hours of the tests (performed according to IESNA LM-80-08) to which the device has been subjected (DUT) e.g. the LED chip).

<sup>3</sup> In accordance with IESNA TM-21-11, the values shown in the column "calculated" are calculated based on a time span greater than six times (6x) the total duration in hours of the tests (performed according to IESNA LM-80-08) to which the device has been subjected (DUT) e.g. the LED chip).

### ACCESSORIES - CONNECTOR KIT FOR ECO VERSION

KT-IP68CONNECTOR-1WAY-B701-20R	IP68 1 way T Connector
--------------------------------	------------------------

### ACCESSORIES - PROTECTION KIT FOR ECO VERSION

KT-KIT-IP66-U+10	Kit IP66 Protection-SPD class I 10kV
KT-KIT-IP66-U^10	Kit IP66 Protection-SPD class II 10kV
KT-KIT-IP66-U+10-F	Kit IP66 Protection-SPD 10kV Class I +Fuse
KT-KIT-IP66-U^10-F	Kit IP66 Protection-SPD 10kV Class II <Fuse
KT-KIT-IP66-F	Kit IP66 Protection-Fuse

Mounting Bracket for Ceiling, Wall, Bracket

**ECO Version - Control options for variant S**

S - STANDARD PROGRAM - FIXED OUTPUT - OPTICS K07-K10-K12-075-100-125-C12					
Setting Code	System Watts W	Nominal flux (lm)			Description
		3000K Ra80	3000K Ra70	4000K Ra70	
<b>LUMEN PACKAGE 4L</b>					
S13DSA0-FX001	29 W	4336	4624	4809	FIXED 1050MA MAX 29W
S13DSA0-FX002	19 W	3030	3231	3360	FIXED 700MA MAX 19W
S13DSA0-FX003	13 W	2246	2396	2491	FIXED 500MA MAX 13W
S13DSA0-FX004	9 W	1567	1671	1738	FIXED 350MA MAX 9W
<b>LUMEN PACKAGE 8L</b>					
S13HSA0-FX001	55 W	8411	8969	9328	FIXED 1050MA MAX 55W
S13HSA0-FX002	36 W	5988	6386	6641	FIXED 700MA MAX 36W
S13HSA0-FX003	27 W	4626	4933	5130	FIXED 525MA MAX 27W
<b>LUMEN PACKAGE 12L</b>					
S13LSA0-FX001	80 W	12227	13038	13560	FIXED 1050MA MAX 80W
S13LSA0-FX002	52 W	8705	9283	9654	FIXED 700MA MAX 52W
S13LSA0-FX003	39 W	6725	7171	7458	FIXED 525MA MAX 39W
S - STANDARD PROGRAM - FIXED OUTPUT - OPTICS 150-ABS-SCP					
Setting Code	System Watts W	Nominal flux (lm)			Description
		3000K Ra80	3000K Ra70	4000K Ra70	
<b>LUMEN PACKAGE 4L</b>					
S13DSA0-FX001	29 W	3914	4383	4607	FIXED 1050MA MAX 29W
S13DSA0-FX002	19 W	2735	3063	3219	FIXED 700MA MAX 19W
S13DSA0-FX003	13 W	2028	2271	2387	FIXED 500MA MAX 13W
S13DSA0-FX004	9 W	1415	1584	1665	FIXED 350MA MAX 9W
<b>LUMEN PACKAGE 8L</b>					
S13HSA0-FX001	55 W	7583	8492	8926	FIXED 1050MA MAX 55W
S13HSA0-FX002	36 W	5399	6046	6355	FIXED 700MA MAX 36W
S13HSA0-FX003	27 W	4171	4670	4909	FIXED 525MA MAX 27W
<b>LUMEN PACKAGE 12L</b>					
S13LSA0-FX001	80 W	11029	12351	12983	FIXED 1050MA MAX 80W
S13LSA0-FX002	52 W	7853	8793	9243	FIXED 700MA MAX 52W
S13LSA0-FX003	39 W	6066	6793	7140	FIXED 525MA MAX 39W

Mounting Bracket for Ceiling, Wall, Bracket

## ECO Version - Control options for variant S

S - STANDARD PROGRAM - VIRTUAL MIDNIGHT - OPTICS K07-K10-K12-075-100-125-C12										
Setting Code	W Max	Nominal flux (lm)			W Min	Nominal flux (lm)			Description	
		3000K Ra80	3000K Ra70	4000K Ra70		3000K Ra80	3000K Ra70	4000K Ra70		
<b>LUMEN PACKAGE 4L</b>										
S13DSA0-VM001	29 W	4336	4624	4809	19 W	3030	3231	3360	VM ON-1050MA 29W / 00:00-700MA 19W / 06:00-1050MA 29W	
S13DSA0-VM002	19 W	3030	3231	3360	13 W	2246	2396	2491	VM ON-700MA 19W / 00:00-500MA 13W / 06:00-700MA 19W	
S13DSA0-VM003	13 W	2246	2396	2491	9 W	1567	1671	1738	VM ON-500MA 13W / 00:00-350MA 9W / 06:00-500MA 13W	
S13DSA0-VM004	9 W	1567	1671	1738	7 W	1149	1226	1275	VM ON-350MA 9W / 00:00-250MA 7W / 06:00-350MA 9W	
<b>LUMEN PACKAGE 8L</b>										
S13HSA0-VM001	55 W	8411	8969	9328	36 W	5988	6386	6641	VM ON-1050MA 55W / 00:00-700MA 36W / 06:00-1050MA 55W	
S13HSA0-VM002	36 W	5988	6386	6641	24 W	4177	4454	4632	VM ON-700MA 36W / 00:00-470MA 24W / 06:00-700MA 36W	
S13HSA0-VM003	27 W	4626	4933	5130	19 W	3167	3377	3512	VM ON-525MA 27W / 00:00-350MA 19W / 06:00-525MA 27W	
<b>LUMEN PACKAGE 12L</b>										
S13LSA0-VM001	80 W	12227	13038	13560	52 W	8705	9283	9654	VM ON-1050MA 80W / 00:00-700MA 52W / 06:00-1050MA 80W	
S13LSA0-VM002	52 W	8705	9283	9654	35 W	6072	6475	6734	VM ON-700MA 52W / 00:00-470MA 35W / 06:00-700MA 52W	
S13LSA0-VM003	39 W	6725	7171	7458	27 W	4603	4909	5105	VM ON-525MA 39W / 00:00-350MA 27W / 06:00-525MA 39W	
<b>S - STANDARD PROGRAM - VIRTUAL MIDNIGHT - OPTICS 150-ABS-SCP</b>										
Setting Code	W Max	Nominal flux (lm)			W Min	Nominal flux (lm)			Description	
		3000K Ra80	3000K Ra70	4000K Ra70		3000K Ra80	3000K Ra70	4000K Ra70		
<b>LUMEN PACKAGE 4L</b>										
S13DSA0-VM001	29 W	3914	4383	4607	19 W	2735	3063	3219	VM ON-1050MA 29W / 00:00-700MA 19W / 06:00-1050MA 29W	
S13DSA0-VM002	19 W	2735	3063	3219	13 W	2028	2271	2387	VM ON-700MA 19W / 00:00-500MA 13W / 06:00-700MA 19W	
S13DSA0-VM003	13 W	2028	2271	2387	9 W	1415	1584	1665	VM ON-500MA 13W / 00:00-350MA 9W / 06:00-500MA 13W	
S13DSA0-VM004	9 W	1415	1584	1665	7 W	1037	1162	1221	VM ON-350MA 9W / 00:00-250MA 7W / 06:00-350MA 9W	
<b>LUMEN PACKAGE 8L</b>										
S13HSA0-VM001	55 W	7583	8492	8926	36 W	5399	6046	6355	VM ON-1050MA 55W / 00:00-700MA 36W / 06:00-1050MA 55W	
S13HSA0-VM002	36 W	5399	6046	6355	24 W	3766	4217	4433	VM ON-700MA 36W / 00:00-470MA 24W / 06:00-700MA 36W	
S13HSA0-VM003	27 W	4171	4670	4909	19 W	2855	3197	3361	VM ON-525MA 27W / 00:00-350MA 19W / 06:00-525MA 27W	
<b>LUMEN PACKAGE 12L</b>										
S13LSA0-VM001	80 W	11029	12351	12983	52 W	7853	8793	9243	VM ON-1050MA 80W / 00:00-700MA 52W / 06:00-1050MA 80W	
S13LSA0-VM002	52 W	7853	8793	9243	35 W	5477	6133	6447	VM ON-700MA 52W / 00:00-470MA 35W / 06:00-700MA 52W	
S13LSA0-VM003	39 W	6066	6793	7140	27 W	4153	4650	4888	VM ON-525MA 39W / 00:00-350MA 27W / 06:00-525MA 39W	

Mounting Bracket for Ceiling, Wall, Bracket

**PLUS Version - Control options for variant S**

S - STANDARD PROGRAM - FIXED OUTPUT - OPTICS K07-K10-K12-075-100-125-C12					
Setting Code	System Watts W	Nominal flux (lm)			Description
		3000K Ra80	3000K Ra70	4000K Ra70	
<b>LUMEN PACKAGE 4L</b>					
S14DSA0-FX001	26 W	3814	4067	4229	FIXED 950MA MAX 26W
S14DSA0-FX002	19 W	2957	3153	3279	FIXED 700MA MAX 19W
S14DSA0-FX003	14 W	2142	2284	2375	FIXED 500MA MAX 14W
S14DSA0-FX004	11 W	1515	1616	1680	FIXED 350MA MAX 11W
<b>LUMEN PACKAGE 8L</b>					
S14HSA0-FX001	53 W	8411	8969	9328	FIXED 1050MA MAX 53W
S14HSA0-FX002	35 W	5823	6209	6458	FIXED 700MA MAX 35W
S14HSA0-FX003	26 W	4493	4791	4983	FIXED 525MA MAX 26W
<b>LUMEN PACKAGE 12L</b>					
S13LSA0-FX001	80 W	12227	13038	13560	FIXED 1050MA MAX 80W
S13LSA0-FX002	52 W	8465	9027	9388	FIXED 700MA MAX 52W
S13LSA0-FX003	39 W	6532	6965	7244	FIXED 525MA MAX 39W
S - STANDARD PROGRAM - FIXED OUTPUT - OPTICS 150-ABS-SCP					
Setting Code	System Watts W	Nominal flux (lm)			Description
		3000K Ra80	3000K Ra70	4000K Ra70	
<b>LUMEN PACKAGE 4L</b>					
S14DSA0-FX001	26 W	3425	3835	4031	FIXED 950MA MAX 26W
S14DSA0-FX002	19 W	2655	2973	3126	FIXED 700MA MAX 19W
S14DSA0-FX003	14 W	1923	2154	2264	FIXED 500MA MAX 14W
S14DSA0-FX004	11 W	1361	1523	1601	FIXED 350MA MAX 11W
<b>LUMEN PACKAGE 8L</b>					
S14HSA0-FX001	53 W	7583	8492	8926	FIXED 1050MA MAX 53W
S14HSA0-FX002	35 W	5250	5879	6180	FIXED 700MA MAX 35W
S14HSA0-FX003	26 W	4051	4536	4768	FIXED 525MA MAX 26W
<b>LUMEN PACKAGE 12L</b>					
S13LSA0-FX001	80 W	11029	12351	12983	FIXED 1050MA MAX 80W
S13LSA0-FX002	52 W	7636	8550	8988	FIXED 700MA MAX 52W
S13LSA0-FX003	39 W	5892	6598	6935	FIXED 525MA MAX 39W

Mounting Bracket for Ceiling, Wall, Bracket

**PLUS Version - Control options for variant S**

S - STANDARD PROGRAM - VIRTUAL MIDNIGHT - OPTICS K07-K10-K12-075-100-125-C12									
Setting Code	W Max	Nominal flux (lm)			W Min	Nominal flux (lm)			Description
		3000K Ra80	3000K Ra70	4000K Ra70		3000K Ra80	3000K Ra70	4000K Ra70	
<b>LUMEN PACKAGE 4L</b>									
S14DSA0-VM001	26 W	3814	4067	4229	19 W	2957	3153	3279	VM ON-950MA 26W / 00:00-700MA 19W / 06:00-950MA 26W
S14DSA0-VM002	19 W	2957	3153	3279	14 W	2142	2284	2375	VM ON-700MA 19W / 00:00-500MA 14W / 06:00-700MA 19W
S14DSA0-VM003	14 W	2142	2284	2375	11 W	1515	1616	1680	VM ON-500MA 14W / 00:00-350MA 11W / 06:00-500MA 14W
S14DSA0-VM004	11 W	1515	1616	1680	8 W	1097	1170	1217	VM ON-350MA 11W / 00:00-250MA 8W / 06:00-350MA 11W
<b>LUMEN PACKAGE 8L</b>									
S14HSA0-VM001	53 W	8411	8969	9328	35 W	5823	6209	6458	VM ON-1050MA 53W / 00:00-700MA 35W / 06:00-1050MA 53W
S14HSA0-VM002	35 W	5988	6386	6641	24 W	4062	4331	4505	VM ON-700MA 35W / 00:00-470MA 24W / 06:00-700MA 35W
S14HSA0-VM003	26 W	4626	4933	5130	18 W	2996	3195	3323	VM ON-525MA 26W / 00:00-350MA 18W / 06:00-525MA 26W
<b>LUMEN PACKAGE 12L</b>									
S14LSA0-VM001	80 W	12227	13038	13560	52 W	8465	9027	9388	VM ON-1050MA 80W / 00:00-700MA 52W / 06:00-1050MA 80W
S14LSA0-VM002	52 W	8705	9283	9654	35 W	5905	6296	6548	VM ON-700MA 52W / 00:00-470MA 35W / 06:00-700MA 52W
S14LSA0-VM003	39 W	6725	7171	7458	26 W	4494	4792	4984	VM ON-525MA 39W / 00:00-350MA 26W / 06:00-525MA 39W
<b>S - STANDARD PROGRAM - VIRTUAL MIDNIGHT - OPTICS 150-ABS-SCP</b>									
Setting Code	W Max	Nominal flux (lm)			W Min	Nominal flux (lm)			Description
		3000K Ra80	3000K Ra70	4000K Ra70		3000K Ra80	3000K Ra70	4000K Ra70	
<b>LUMEN PACKAGE 4L</b>									
S14DSA0-VM001	26 W	3425	3835	4031	19 W	2655	2973	3126	VM ON-950MA 26W / 00:00-700MA 19W / 06:00-950MA 26W
S14DSA0-VM002	19 W	2655	2973	3126	14 W	1923	2154	2264	VM ON-700MA 19W / 00:00-500MA 14W / 06:00-700MA 19W
S14DSA0-VM003	14 W	1923	2154	2264	11 W	1361	1523	1601	VM ON-500MA 14W / 00:00-350MA 11W / 06:00-500MA 14W
S14DSA0-VM004	11 W	1361	1523	1601	8 W	985	1103	1160	VM ON-350MA 11W / 00:00-250MA 8W / 06:00-350MA 11W
<b>LUMEN PACKAGE 8L</b>									
S14HSA0-VM001	53 W	7583	8492	8926	35 W	5250	5879	6180	VM ON-1050MA 53W / 00:00-700MA 35W / 06:00-1050MA 53W
S14HSA0-VM002	35 W	5250	5879	6180	24 W	3662	4101	4311	VM ON-700MA 35W / 00:00-470MA 24W / 06:00-700MA 35W
S14HSA0-VM003	26 W	4051	4536	4768	18 W	2702	3025	3180	VM ON-525MA 26W / 00:00-350MA 18W / 06:00-525MA 26W
<b>LUMEN PACKAGE 12L</b>									
S14LSA0-VM001	80 W	11029	12351	12983	52 W	7636	8550	8988	VM ON-1050MA 80W / 00:00-700MA 52W / 06:00-1050MA 80W
S14LSA0-VM002	52 W	7636	8550	8988	35 W	5326	5964	6269	VM ON-700MA 52W / 00:00-470MA 35W / 06:00-700MA 52W
S14LSA0-VM003	39 W	5892	6598	6935	26 W	4054	4539	4771	VM ON-525MA 39W / 00:00-350MA 26W / 06:00-525MA 39W

DL - DALI - OPTICS K07 - K10 - K12 - 075-100-125-C12					
Setting Code	System Watts W	Nominal flux (lm)			Description
		3000K Ra80	3000K Ra70	4000K Ra70	
<b>LUMEN PACKAGE 4L</b>					
S14DSA0-DL001	26 W	3814	4067	4229	DALI 950MA MAX 26W
<b>LUMEN PACKAGE 8L</b>					
S14HSA0-DL001	53 W	8411	8969	9328	DALI 1050MA MAX 53W
<b>LUMEN PACKAGE 12L</b>					
S14LSA0-DL001	80 W	12227	13038	13560	DALI 1050MA MAX 80W
<b>DL - DALI - OPTICS 150-ABS-SCP</b>					
Setting Code	System Watts W	Nominal flux (lm)			Description
		3000K Ra80	3000K Ra70	4000K Ra70	
<b>LUMEN PACKAGE 4L</b>					
S14DSA0-DL001	26 W	3425	3835	4031	DALI 950MA MAX 26W
<b>LUMEN PACKAGE 8L</b>					
S14HSA0-DL001	53 W	7583	8492	8926	DALI 1050MA MAX 53W
<b>LUMEN PACKAGE 12L</b>					
S14LSA0-DL001	80 W	11029	12351	12983	DALI 1050MA MAX 80W

Mounting Bracket for Ceiling, Wall, Bracket

**PLUS Version - Control options for variant Z**

S - STANDARD PROGRAM - FIXED OUTPUT - OPTICS K07-K10-K12-075-100-125-C12					
Setting Code	System Watts W	Nominal flux (lm)			Description
		3000K Ra80	3000K Ra70	4000K Ra70	
<b>LUMEN PACKAGE 4L</b>					
S14DZAO-FX001	26 W	3814	4067	4229	FIXED 950MA MAX 26W SR
S14DZAO-FX002	19 W	2957	3153	3279	FIXED 700MA MAX 19W SR
S14DZAO-FX003	14 W	2142	2284	2375	FIXED 500MA MAX 14W SR
S14DZAO-FX004	11 W	1515	1616	1680	FIXED 350MA MAX 11W SR
<b>LUMEN PACKAGE 8L</b>					
S14HZA0-FX001	53 W	8411	8969	9328	FIXED 1050MA MAX 53W SR
S14HZA0-FX002	35 W	5823	6209	6458	FIXED 700MA MAX 35W SR
S14HZA0-FX003	26 W	4493	4791	4983	FIXED 525MA MAX 26W SR
<b>LUMEN PACKAGE 12L</b>					
S14LZA0-FX001	80 W	12227	13038	13560	FIXED 1050MA MAX 80W SR
S14LZA0-FX002	52 W	8465	9027	9388	FIXED 700MA MAX 52W SR
S14LZA0-FX003	39 W	6532	6965	7244	FIXED 525MA MAX 39W SR
S - STANDARD PROGRAM - FIXED OUTPUT - OPTICS 150-ABS-SCP					
Setting Code	System Watts W	Nominal flux (lm)			Description
		3000K Ra80	3000K Ra70	4000K Ra70	
<b>LUMEN PACKAGE 4L</b>					
S14DZAO-FX001	26 W	3425	3835	4031	FIXED 950MA MAX 26W SR
S14DZAO-FX002	19 W	2655	2973	3126	FIXED 700MA MAX 19W SR
S14DZAO-FX003	14 W	1923	2154	2264	FIXED 500MA MAX 14W SR
S14DZAO-FX004	11 W	1361	1523	1601	FIXED 350MA MAX 11W SR
<b>LUMEN PACKAGE 8L</b>					
S14HZA0-FX001	53 W	7583	8492	8926	FIXED 1050MA MAX 53W SR
S14HZA0-FX002	35 W	5250	5879	6180	FIXED 700MA MAX 35W SR
S14HZA0-FX003	26 W	4051	4536	4768	FIXED 525MA MAX 26W SR
<b>LUMEN PACKAGE 12L</b>					
S14LZA0-FX001	80 W	11029	12351	12983	FIXED 1050MA MAX 80W SR
S14LZA0-FX002	52 W	7636	8550	8988	FIXED 700MA MAX 52W SR
S14LZA0-FX003	39 W	5892	6598	6935	FIXED 525MA MAX 39W SR

Mounting Bracket for Ceiling, Wall, Bracket

**PLUS Version - Control options for variant Z**

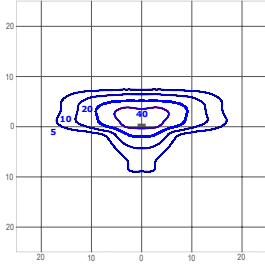
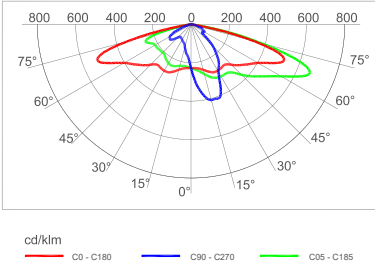
S - STANDARD PROGRAM - VIRTUAL MIDNIGHT - OPTICS K07-K10-K12-075-100-125-C12									
Setting Code	W Max	Nominal flux (lm)			W Min	Nominal flux (lm)			Description
		3000K Ra80	3000K Ra70	4000K Ra70		3000K Ra80	3000K Ra70	4000K Ra70	
<b>LUMEN PACKAGE 4L</b>									
S14DZA0-FX001	26 W	3814	4067	4229	19 W	2957	3153	3279	VM ON-950MA 26W / 22:00-700MA 19W / 06:00-950MA 26W SR
S14DZA0-FX002	19 W	2957	3153	3279	14 W	2142	2284	2375	VM ON-700MA 19W / 22:00-500MA 14W / 06:00-700MA 19W SR
S14DZA0-FX003	14 W	2142	2284	2375	11 W	1515	1616	1680	VM ON-500MA 14W / 22:00-350MA 11W / 06:00-500MA 14W SR
S14DZA0-FX004	11 W	1515	1616	1680	8 W	1097	1170	1217	VM ON-350MA 11W / 22:00-250MA 8W / 06:00-350MA 11W SR
<b>LUMEN PACKAGE 8L</b>									
S14HZA0-VM001	53 W	8411	8969	9328	35 W	5823	6209	6458	VM ON-1050MA 53W / 22:00-700MA 35W / 06:00-1050MA 53W SR
S14HZA0-VM002	35 W	5988	6386	6641	24 W	4062	4331	4505	VM ON-700MA 35W / 22:00-470MA 24W / 06:00-700MA 35W SR
S14HZA0-VM003	26 W	4626	4933	5130	18 W	2996	3195	3323	VM ON-525MA 26W / 22:00-350MA 18W / 06:00-525MA 26W SR
<b>LUMEN PACKAGE 12L</b>									
S14LZA0-VM001	80 W	12227	13038	13560	52 W	8465	9027	9388	VM ON-1050MA 80W / 22:00-700MA 52W / 06:00-1050MA 80W SR
S14LZA0-VM002	52 W	8705	9283	9654	35 W	5905	6296	6548	VM ON-700MA 52W / 22:00-470MA 35W / 06:00-700MA 52W SR
S14LZA0-VM003	39 W	6725	7171	7458	26 W	4494	4792	4984	VM ON-525MA 39W / 22:00-350MA 26W / 06:00-525MA 39W SR
<b>S - STANDARD PROGRAM - VIRTUAL MIDNIGHT - OPTICS 150-ABS-SCP</b>									
Setting Code	W Max	Nominal flux (lm)			W Min	Nominal flux (lm)			Description
		3000K Ra80	3000K Ra70	4000K Ra70		3000K Ra80	3000K Ra70	4000K Ra70	
<b>LUMEN PACKAGE 4L</b>									
S14DZA0-FX001	26 W	3425	3835	4031	19 W	2655	2973	3126	VM ON-950MA 26W / 22:00-700MA 19W / 06:00-950MA 26W SR
S14DZA0-FX002	19 W	2655	2973	3126	14 W	1923	2154	2264	VM ON-700MA 19W / 22:00-500MA 14W / 06:00-700MA 19W SR
S14DZA0-FX003	14 W	1923	2154	2264	11 W	1361	1523	1601	VM ON-500MA 14W / 22:00-350MA 11W / 06:00-500MA 14W SR
S14DZA0-FX004	11 W	1361	1523	1601	8 W	985	1103	1160	VM ON-350MA 11W / 22:00-250MA 8W / 06:00-350MA 11W SR
<b>LUMEN PACKAGE 8L</b>									
S14HZA0-VM001	53 W	7583	8492	8926	35 W	5250	5879	6180	VM ON-1050MA 53W / 22:00-700MA 35W / 06:00-1050MA 53W SR
S14HZA0-VM002	35 W	5250	5879	6180	24 W	3662	4101	4311	VM ON-700MA 35W / 22:00-470MA 24W / 06:00-700MA 35W SR
S14HZA0-VM003	26 W	4051	4536	4768	18 W	2702	3025	3180	VM ON-525MA 26W / 22:00-350MA 18W / 06:00-525MA 26W SR
<b>LUMEN PACKAGE 12L</b>									
S14LZA0-VM001	80 W	11029	12351	12983	52 W	7636	8550	8988	VM ON-1050MA 80W / 22:00-700MA 52W / 06:00-1050MA 80W SR
S14LZA0-VM002	52 W	7636	8550	8988	35 W	5326	5964	6269	VM ON-700MA 52W / 22:00-470MA 35W / 06:00-700MA 52W SR
S14LZA0-VM003	39 W	5892	6598	6935	26 W	4054	4539	4771	VM ON-525MA 39W / 22:00-350MA 26W / 06:00-525MA 39W SR



## Photometry

All published luminaire photometric testing performed by an external certified ISO 17025 laboratory.  
To obtain an IES file specific to your project consult: [www.creelighting-europe.com](http://www.creelighting-europe.com)

### K07 - Narrow Street



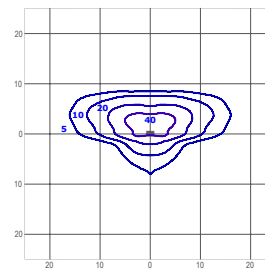
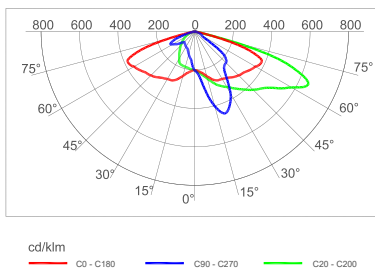
LUMEN OUTPUT - K07 (Narrow Street)			
Lumen Package	3000K Ra80	3000K Ra70	4000K Ra70
	Initial Delivered Lumens*	Initial Delivered Lumens*	Initial Delivered Lumens*
4L	3938	4199	4367
8L	7638	8145	8470
12L	11103	11840	12313

\* Initial delivered lumens at 25°C (77°F). Actual production yield may vary between -4 and +10% of initial delivered lumens

Test Report #: 403-QL22-R05

lux  
AREA-S-K07-8L-407  
Mounting Height: 6m

### K10 - Medium Street



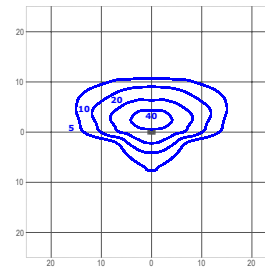
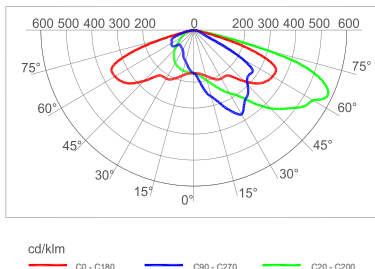
LUMEN OUTPUT - K10 (Medium Street)			
Lumen Package	3000K Ra80	3000K Ra70	4000K Ra70
	Initial Delivered Lumens*	Initial Delivered Lumens*	Initial Delivered Lumens*
4L	3941	4203	4371
8L	7645	8152	8478
12L	11114	11851	12325

\* Initial delivered lumens at 25°C (77°F). Actual production yield may vary between -4 and +10% of initial delivered lumens

Test Report #: 403-QL22-R06

lux  
AREA-S-K10-8L-407  
Mounting Height: 6m

### K12 - Broad Street



LUMEN OUTPUT - K12 (Broad Street)			
Lumen Package	3000K Ra80	3000K Ra70	4000K Ra70
	Initial Delivered Lumens*	Initial Delivered Lumens*	Initial Delivered Lumens*
4L	3858	4114	4278
8L	7483	7980	8299
12L	10878	11600	12064

\* Initial delivered lumens at 25°C (77°F). Actual production yield may vary between -4 and +10% of initial delivered lumens

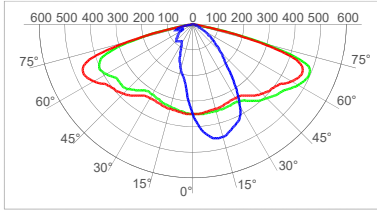
Test Report #: 403-QL22-R07

lux  
AREA-S-K12-8L-407  
Mounting Height: 6m

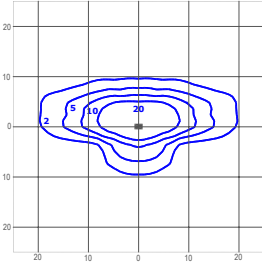
## Photometry

All published luminaire photometric testing performed by an external certified ISO 17025 laboratory.  
To obtain an IES file specific to your project consult: [www.creelighting-europe.com](http://www.creelighting-europe.com)

### 075 - Type II Short



cd/klm  
— C0 - C180    — C90 - C270    — C2.5 - C182.5



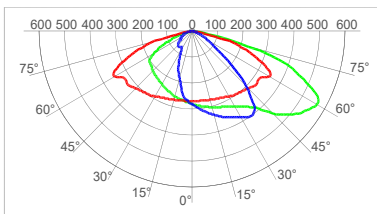
lux  
 KTEA-S-075-8L-407  
 Mounting Height: 6m

LUMEN OUTPUT - 075 (Type II Short)			
Lumen Package	3000K Ra80	3000K Ra70	4000K Ra70
	Initial Delivered Lumens*	Initial Delivered Lumens*	Initial Delivered Lumens*
4L	3724	3971	4129
8L	7223	7702	8010
12L	10500	11196	11644

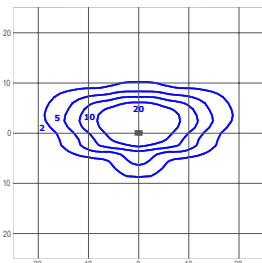
\* Initial delivered lumens at 25°C (77°F). Actual production yield may vary between -4 and +10% of initial delivered lumens

Test Report #: 403-QL22-R04

### 100 - Type II Short



cd/klm  
— C0 - C180    — C90 - C270    — C20 - C200



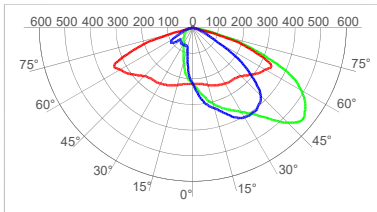
lux  
 KTEA-S-100-8L-407  
 Mounting Height: 6m

LUMEN OUTPUT - 100 (Type II Short)			
Lumen Package	3000K Ra80	3000K Ra70	4000K Ra70
	Initial Delivered Lumens*	Initial Delivered Lumens*	Initial Delivered Lumens*
4L	3701	3947	4105
8L	7180	7656	7962
12L	10437	11129	11575

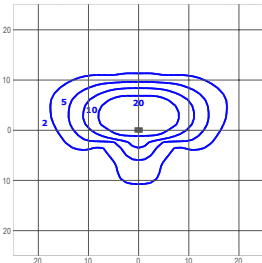
\* Initial delivered lumens at 25°C (77°F). Actual production yield may vary between -4 and +10% of initial delivered lumens

Test Report #: 403-QL22-R03

### 125 - Type II Short



cd/klm  
— C0 - C180    — C90 - C270    — C35 - C215



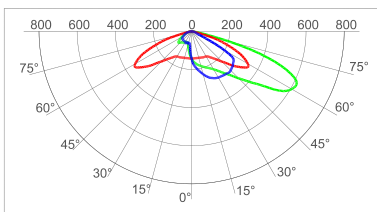
lux  
 KTEA-S-125-8L-407  
 Mounting Height: 6m

LUMEN OUTPUT - 125 (Type II Short)			
Lumen Package	3000K Ra80	3000K Ra70	4000K Ra70
	Initial Delivered Lumens*	Initial Delivered Lumens*	Initial Delivered Lumens*
4L	3742	3990	4150
8L	7259	7740	8050
12L	10552	11252	11702

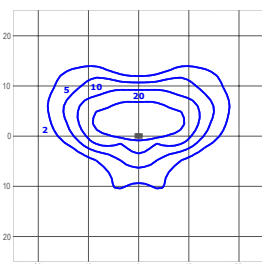
\* Initial delivered lumens at 25°C (77°F). Actual production yield may vary between -4 and +10% of initial delivered lumens

Test Report #: 403-QL22-R02

### 150 - Type III Short



cd/klm  
— C0 - C180    — C90 - C270    — C27.5 - C207.5



lux  
 KTEA-S-150-8L-407  
 Mounting Height: 6m

LUMEN OUTPUT - 150 (Type III Short)			
Lumen Package	3000K Ra80	3000K Ra70	4000K Ra70
	Initial Delivered Lumens*	Initial Delivered Lumens*	Initial Delivered Lumens*
4L	3398	3805	4000
8L	6584	7373	7750
12L	9576	10723	11272

\* Initial delivered lumens at 25°C (77°F). Actual production yield may vary between -4 and +10% of initial delivered lumens

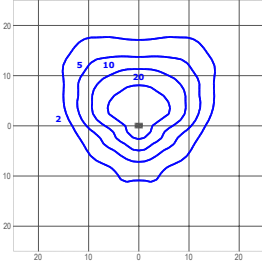
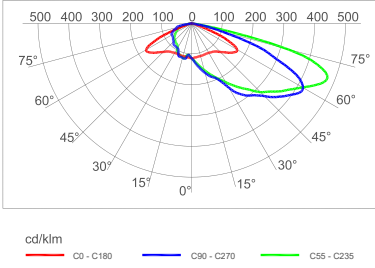
Test Report #: 238-QL22-R11

## Mounting Bracket for Ceiling, Wall, Bracket

### Photometry

All published luminaire photometric testing performed by an external certified ISO 17025 laboratory.  
To obtain an IES file specific to your project consult: [www.creelighting-europe.com](http://www.creelighting-europe.com)

#### 200 - Type II Short



lux

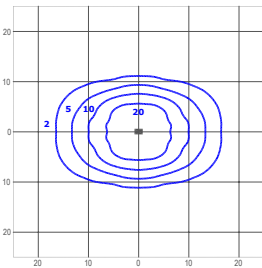
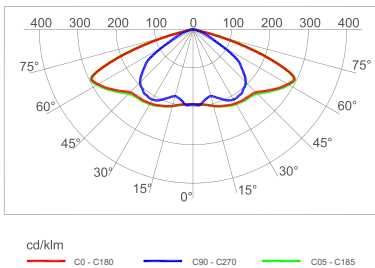
LUMEN OUTPUT - 200 (Type II Short)			
Lumen Package	3000K Ra80	3000K Ra70	4000K Ra70
	Initial Delivered Lumens*	Initial Delivered Lumens*	Initial Delivered Lumens*
4L	3684	3929	4086
8L	7146	7620	7925
12L	10388	11077	11520

\* Initial delivered lumens at 25°C (77°F). Actual production yield may vary between -4 and +10% of initial delivered lumens

Test Report #: 1408-QL20-R05

KTEA-S-200-8L-407  
Mounting Height: 6m

#### C12 - Type II Short



lux

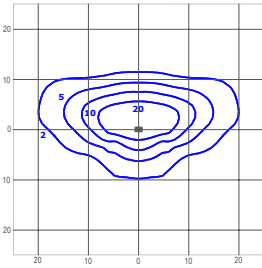
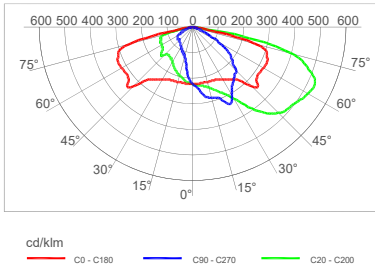
LUMEN OUTPUT - 125 CENTER ROAD			
Lumen Package	3000K Ra80	3000K Ra70	4000K Ra70
	Initial Delivered Lumens*	Initial Delivered Lumens*	Initial Delivered Lumens*
4L	3742	3990	4150
8L	7258	7740	8049
12L	10551	11251	11701

\* Initial delivered lumens at 25°C (77°F). Actual production yield may vary between -4 and +10% of initial delivered lumens

Test Report #: 403-QL22-R01

KTEA-S-C12-8L-407  
Mounting Height: 6m

#### SCP - Type II Short



lux

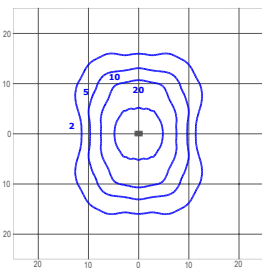
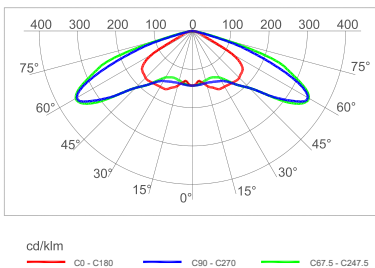
LUMEN OUTPUT - SCP (Type II Short)			
Lumen Package	3000K Ra80	3000K Ra70	4000K Ra70
	Initial Delivered Lumens*	Initial Delivered Lumens*	Initial Delivered Lumens*
4L	3323	3722	3912
8L	6439	7211	7580
12L	9365	10487	11024

\* Initial delivered lumens at 25°C (77°F). Actual production yield may vary between -4 and +10% of initial delivered lumens

Test Report #: 238-QL22-R14

KTEA-S-SCP-8L-407  
Mounting Height: 6m

#### ABS - Type IV Short



lux

LUMEN OUTPUT - ABS Bi-Symmetric Area			
Lumen Package	3000K Ra80	3000K Ra70	4000K Ra70
	Initial Delivered Lumens*	Initial Delivered Lumens*	Initial Delivered Lumens*
4L	3412	3821	4016
8L	6610	7402	7781
12L	9614	10766	11317

\* Initial delivered lumens at 25°C (77°F). Actual production yield may vary between -4 and +10% of initial delivered lumens

Test Report #: 238-QL22-R10

KTEA-S-ABS-8L-407  
Mounting Height: 6m

© 2023 Cree Lighting Europe S.p.A. a company of ENERGY EFFICIENT LIGHTING GROUP. All rights reserved. For informational purposes only. Content is subject to change. Cree® and the Cree Lighting logo are registered trademarks of SMART Global Holdings, Inc.