

CPY Series - Version C

CPY250® LED Canopy/Soffit Luminaire



Advanced
LIGHTING TECHNOLOGIES

CREE LIGHTING

Product Description

The CPY250® LED Canopy/Soffit Luminaire has an extremely thin profile constructed of rugged cast aluminum. It can be surface mounted easily from below the canopy deck and can be pendant mounted. Direct imaging of the LEDs is eliminated with a highly efficient patterned flat or 23mm drop glass lens.

Applications: Petroleum canopies, CNG fueling stations, soffits

Performance Summary

Assembled in the USA by Cree Lighting from US and imported parts

Initial Delivered Lumens: Up to 21,000

Efficacy: Up to 165 LPW

CRI: Minimum 70 CRI (40K, 50K, 57K); 80 CRI (30K); 90 CRI (40K, 50K)

CCT: 3000K, 4000K, 5000K, 5700K

Limited Warranty*: 10 years for luminaire/10 years for Colorfast DeltaGuard® finish/1 year for field-installed accessories

IP66 Rated (select models only)

* See <https://www.creelighting.com/resources/warranties/> for warranty terms. For Synapse accessories, consult Synapse spec sheets for details on warranty terms.

Accessories

Field-Installed	
Direct Mount Luminaires Canopy Upgrade Kits (18 ga. steel, except where noted) CPY-AP304* - for use with Cree Lighting CAN-304 luminaires, 16 ga. 5052 aluminum XA-BXCCM+ - for use with Jet-Philips 549mm square XA-BXCCN+ - for use with Elco Franciscan 560mm square XA-BXCCP+ - for use with LSI Dakota or Masters 572mm square XA-BXCCQ+ - for use with Whiteway Riviera or Rig-A-Lite 523mm square XA-BXCCR+ - for use with Elco Merrit 459mm square XA-BXCCS+ - for use with LSI Richmond or Whiteway Civic 584mm L x 330mm W Direct Mount Junction Box/Stem Kit XA-BXCCJBOX - 152mm H x 19mm NPT Stem - Watertight - Rated for feed through 8 (4 in, 4 out) #12 AWC conductors Direct Mount Beauty Plates XA-BXCCBP+ - 665mm Beauty Plate Only (18 ga. steel) XA-BXCCBPB12+ - 665mm Beauty Plate (18 ga. steel) w/ 305mm Backer Plate (16 ga. steel) - For use in canopies where deck opening is larger than what is required for mounting the CPY250 luminaire. Maximum deck opening 183mm x 375mm XA-BXCCBPB16+ - 665mm Beauty Plate (18 ga. steel) w/ 406mm Backer Plate (16 ga. steel) - For use in canopies where deck opening is larger than what is required for mounting the CPY250 luminaire. Maximum deck opening 305mm x 375mm.	Pendant Mount Luminaires Pendant Mount Kits XA-PS12KIT* - 127mm pendant XA-PS18KIT* - 279mm pendant XA-PS22KIT* - 381mm pendant - Includes two conduit fittings and 3/4-14 NPT pipe threaded on two ends Pendant Mount Leveler XA-PNDTLVL* For 0-13° sloped ceilings

* Must specify color: BK (Black), BZ (Bronze), SV (Silver) or WH (White). No finish color is required for XA-PNDTLVL accessory when silver finish is specified.
+ Must specify color: T (Black), Z (Bronze), S (Silver) or W (White)

Ordering Information

Example: CPY250-C-13L-57K7-D-UL-DM-SV

CPY250	C								
Product	Version	Lumen Package*	CCT/CRI	Optic	Voltage	Mounting	Color Options	Controls	Options
CPY250	C	2L 2,000 Lumens 4L 4,000 Lumens 8L 8,000 Lumens 13L 13,000 Lumens 21L 21,000 Lumens	30K8 3000K, 80 CRI 40K7 4000K, 70 CRI 40K9 4000K, 90 CRI 50K7 5000K, 70 CRI 50K9 5000K, 90 CRI 57K7 5700K, 70 CRI	D 0.91" (23mm) Drop Lens F Flat Lens	UL Universal 120- 277V	DM Direct FM Flush Mount H6 Car Wash HC Hook & Cord PD Pendant	BK Black BZ Bronze SV Silver WH White	BLANK Non-Dimming 10V 0-10V Dimming - Control by others - Refer to Dimming spec sheet for details	10KV 10kV/5kA Surge Suppression - Replaces standard 6kV/3kA surge suppression

* Lumen Package codes identify approximate light output only. Actual lumen output levels may vary depending on CCT and optic selection. Refer to Initial Delivered Lumen tables for specific lumen values.

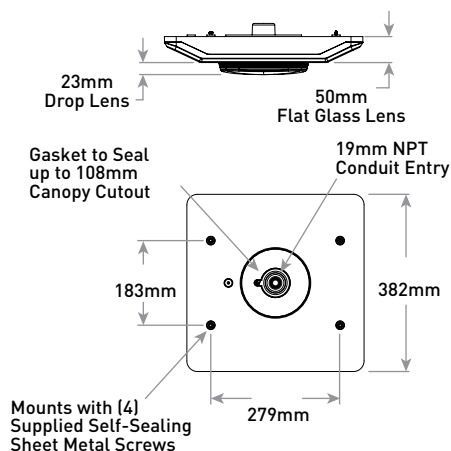
DM Mount / DM Mount with HZ Option



Flat Lens



Drop Lens



Weight

5.7kg

Refer to Page 4 for additional mounts.



Advanced Lighting Technologies Australia Inc
Advanced Lighting Technologies New Zealand Ltd

Australia
New Zealand

+61 3 9800 5600
+64 9 415 6332

adlt.com.au
adlt.co.nz

Rev. Date: V801/16/2025

Product Specifications**CONSTRUCTION & MATERIALS**

- Slim, low profile design
- Easy mounting and servicing from below the deck
- Luminaire housing is constructed of rugged cast aluminum with integral heat sink specifically designed for LED
- Flat lens is 0.125" tempered Solite® glass
- Drop lens is 0.157" molded borosilicate glass
- Direct mount is suitable for use in single or double skin canopies with a minimum 4.0" (102mm) wide panels and a minimum 22 gauge, 0.030" (0.7mm) canopy thickness
- Direct mount luminaire mounts directly to the canopy deck with the drilling of a single 2" to 4" (51mm to 102mm) round hole, is secured in place with self-sealing screws that provide a weathertight seal and includes 3/4" (19mm) conduit entry for direct wire feed
- Hook and cord mount includes a 3' (0.91m) cord out of the luminaire and is intended to hang from the single hook
- Standard pendant mount includes a mounting bracket and a J-Box for customer wiring and is intended to be mounted by 3/4" IP pendant (by others)
- Hazardous location pendant mount has a threaded hub which accepts 3/4" NPT conduit (by others) and secures with a 1/4"-20 set screw
- H6 mount includes cable gland with 3' (0.91m) cord out of the luminaire and is intended to hang from the single hook
- Flush mount includes perimeter gasket, watertight cable gland and 6' (1.8m) flexible watertight conduit out of luminaire
- Flush mount attaches to ceiling with (4) self-drilling screws
- Exclusive Colorfast DeltaGuard® finish features an E-Coat epoxy primer with an ultra-durable powder topcoat, providing excellent resistance to corrosion, ultraviolet degradation and abrasion. Black, bronze, silver and white are available
- **Weight:** 5.7kg
- Includes QR code, attached to the bottom-right housing corner underneath the cover, which provides access to: Online installation instructions, Luminaire information (Part number, Serial number, Build date, and Warranty end date), and Warranty claim submission form
- Duplicate 1" and 2" QR code labels are included. 1" labels can be affixed next to fixtures, on site plans, or in maintenance records. 2" labels can be scanned from the ground when placed at an appropriate height

ELECTRICAL SYSTEM

- **Input Voltage:** 120-277V or 347-480V, 50/60Hz
- **Power Factor:** > 0.9 at full load
- **Total Harmonic Distortion:** < 20% at full load
- Integral 6kV/3kA surge suppression protection standard; 10kV/5kA surge suppression protection optional
- When code dictates fusing, a slow blow fuse or type C/D breaker should be used to address inrush current

CONTROLS

- 10V option provides continuous dimming to 10% with 0-10V DC control protocol
- **Maximum 10V Source Current:** 1mA
- Use only lighting controls with neutral connection or controls intended for use with LED fixtures
- Reference [LED Dimming spec sheet](#) for additional dimming information

REGULATORY & VOLUNTARY QUALIFICATIONS

- cULus Listed
- Suitable for wet locations when ordered with DM, DM mount w/HZ option, PD mount w/HZ option, FM and H6 mounts. Covered ceiling required only when not used with cULus Listed, wet location junction box or XA-BXCCJBBOX accessory
- Suitable for damp locations when ordered with HC and PD mounts. Designed for indoor use only
- Enclosure meets IP66 requirements per IEC 60529 when ordered with DM, FM and H6 mounts
- ANSI C136.2 6kV/3kA (standard) and 10kV/5kA (optional) surge protection, tested in accordance with IEEE/ANSI C62.41.2. BML option includes 10kV surge protection
- Meets FCC Part 15, Subpart B, Class A limits for conducted and radiated emissions
- Luminaire and finish endurance tested to withstand 5,000 hours of elevated ambient salt fog conditions as defined in ASTM Standard B 117
- Assembled in the USA by Cree Lighting from US and imported parts
- RoHS compliant. Consult factory for additional details
- NSF Certified when ordered with DM mount and K option. Not available with HZ or BML options. Refer to <http://info.nsf.org/Certified/Food/> for additional details
- Dark Sky Friendly, IDA Approved when ordered with 30K CCT and Flat Lens (F). Please refer to <https://www.darksky.org/our-work/lighting/lighting-for-industry/tsa/fsa-products/> for most current information

Electrical Data*

Lumen Package	System Watts 120-480V**	Total Current (A)					
		120V	208V	240V	277V	347V	480V
2L	14	0.11	0.07	0.06	0.05	N/A	N/A
4L	29	0.24	0.14	0.12	0.10	0.08	0.06
8L	53	0.45	0.26	0.22	0.19	0.15	0.11
13L	86	0.73	0.42	0.36	0.32	0.25	0.19
21L	132	1.13	0.64	0.56	0.49	0.38	0.28

* Electrical data at 25°C (77°F). Actual wattage may differ by +/- 10% when operating between 120-277V or 347-480V +/- 10%.

** 2L not available in 347-480V.

CPY Series (Version C) Ambient Adjusted Lumen Maintenance¹

Ambient	Luminaire Mounting Surface	Initial LMF	25K hr Reported ² LMF	50K hr Reported ² LMF	75K hr Reported ² LMF	100K hr Reported ² LMF
5°C [41°F]	2L-21L Plywood/ 2L-21L Metal	1.02	0.99	0.93	0.88	0.83
10°C [50°F]	2L-21L Plywood/ 2L-21L Metal	1.02	0.98	0.93	0.87	0.82
15°C [59°F]	2L-21L Plywood/ 2L-21L Metal	1.01	0.98	0.92	0.87	0.82
20°C [68°F]	2L-21L Plywood/ 2L-21L Metal	1.01	0.97	0.92	0.86	0.81
25°C [77°F]	2L-21L Plywood/ 2L-21L Metal	1.00	0.97	0.91	0.86	0.81
30°C [86°F]	2L-13L Plywood/ 2L-21L Metal	0.99	0.96	0.90	0.85	0.80
	21L Plywood	0.99	0.95	0.89	0.84	0.79
35°C [95°F]	2L-13L Plywood/ 2L-21L Metal	0.99	0.95	0.90	0.85	0.80
	21L Plywood	0.99	0.94	0.87	0.82	0.76
40°C [104°F]	2L-13L Plywood/ 2L-21L Metal	0.98	0.95	0.89	0.84	0.79
45°C [113°F]	2L-4L Plywood/ 2L-13L Metal	0.98	0.94	0.89	0.84	0.79
50°C [122°F]	2L-4L Metal	0.97	0.92	0.87	0.81	0.76

¹ Lumen maintenance values at 25°C (77°F) are calculated per IES TM-21 based on IES LM-80 report data for the LED package and in-situ luminaire testing. Luminaire ambient temperature factors (LATF) have been applied to all lumen maintenance factors. Please refer to the [Temperature Zone Reference Document](#) for outdoor average nighttime ambient conditions.

² In accordance with IES TM-21, Reported values represent interpolated values based on time durations that are up to 6x the tested duration in the IES LM-80 report for the LED.

³ Estimated values are calculated and represent time durations that exceed the 6x test duration of the LED.

Operating Temperature Range

Lumen Package	Direct Mount to Plywood	Direct Mount to Sheet Metal/Suspended
2L	-40°C to +45°C	-40°C to +50°C
4L	-40°C to +45°C	-40°C to +50°C
8L	-40°C to +40°C	-40°C to +45°C
13L	-40°C to +40°C	-40°C to +45°C
21L	-40°C to +35°C	-40°C to +40°C

NOTE: Standard luminaires are UL rated at 40°C, and hazardous location luminaires are UL rated at 25°C, but will operate in the ambients listed above

WARNING: Exceeding maximum operating temperature may result in thermal foldback



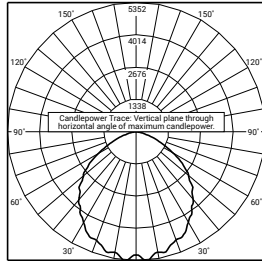
CPY250® LED Canopy/Soffit Luminaire - Version C

Photometry

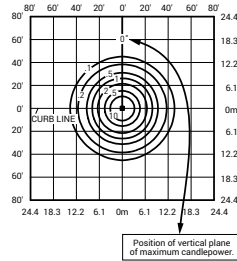
All published luminaire photometric testing performed to IES LM-79 standards.

To obtain an IES file specific to your project consult: <https://www.creelighting.com/products/outdoor/canopy-and-soffit/cpy250-series>

DROP LENS



RESTL Test Report #: PL16573-001A
 CPY250-C-13L-57K7-D-UL-**-**-***
 Initial Delivered Lumens: 13,260



CPY250-C-13L-57K7-D-UL-**-**-***
 Mounting Height: 15' (4.6m) A.F.G.
 Initial Delivered Lumens: 13,750
 Initial FC at grade

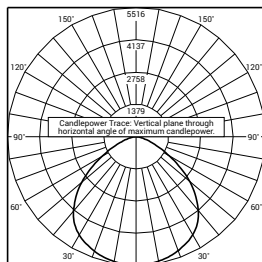
Drop Lens Distribution

Lumen Package	3000K		4000K/5000K		4000K/5000K/5700K	
	80 CRI		90 CRI		70 CRI	
	Initial Delivered Lumens*	BUG Ratings** Per TM-15-20	Initial Delivered Lumens*	BUG Ratings** Per TM-15-20	Initial Delivered Lumens*	BUG Ratings** Per TM-15-20
2L	2,100	B1 U1 G1	1,730	B1 U1 G1	2,310	B1 U1 G1
4L	4,160	B2 U1 G1	3,440	B2 U1 G1	4,590	B2 U2 G1
8L	7,675	B3 U2 G1	6,325	B2 U2 G1	8,475	B3 U2 G1
13L	12,450	B3 U2 G1	10,225	B3 U2 G1	13,750	B3 U2 G1
21L	19,200	B4 U2 G2	15,700	B3 U2 G2	21,300	B4 U2 G2

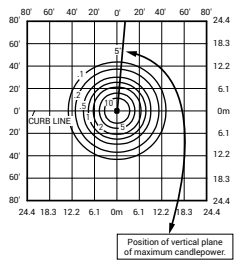
* Initial delivered lumens at 25°C (77°F). Actual production yield may vary between -10 and +10% of initial delivered lumens

** For more information on the IES BUG (Backlight-Uplight-Glare) Rating visit: <https://www.ies.org/wp-content/uploads/2017/03/TM-15-11BUGRatingsAddendum.pdf>

FLAT LENS



RESTL Test Report #: PL16548-004A
 CPY250-C-13L-57K7-F-UL-**-**-***
 Initial Delivered Lumens: 14,015



CPY250-C-13L-57K7-F-UL-**-**-***
 Mounting Height: 15' (4.6m) A.F.G.
 Initial Delivered Lumens: 14,015
 Initial FC at grade

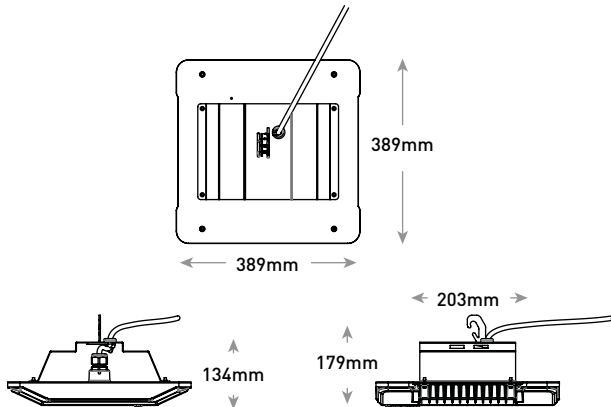
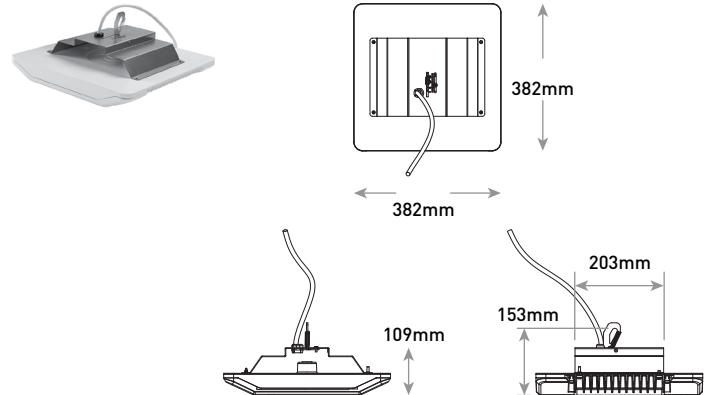
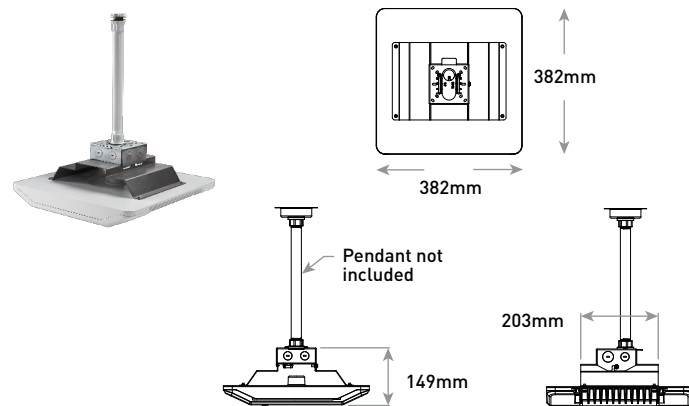
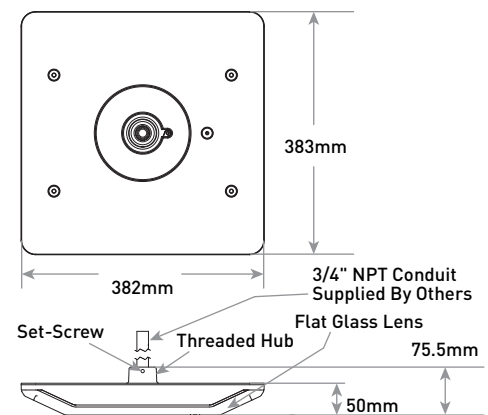
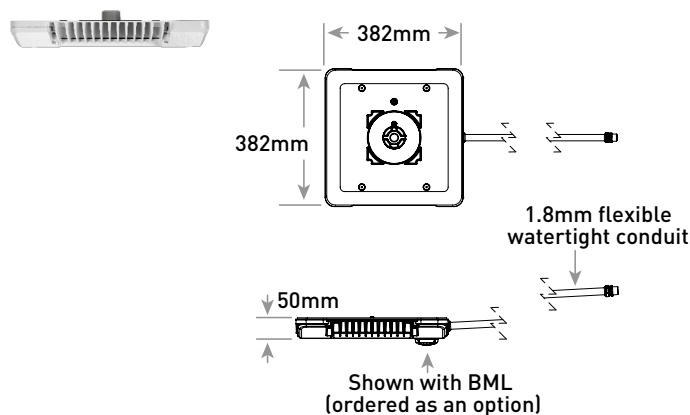
Flat Lens Distribution

Lumen Package	3000K		4000K/5000K		4000K/5000K/5700K	
	80 CRI		90 CRI		70 CRI	
	Initial Delivered Lumens*	BUG Ratings** Per TM-15-20	Initial Delivered Lumens*	BUG Ratings** Per TM-15-20	Initial Delivered Lumens*	BUG Ratings** Per TM-15-20
2L	2,100	B1 U0 G0	1,730	B1 U0 G0	2,310	B1 U0 G0
4L	4,160	B2 U0 G1	3,440	B2 U0 G1	4,590	B2 U0 G1
8L	7,675	B3 U0 G1	6,325	B2 U0 G1	8,475	B3 U0 G1
13L	12,450	B3 U0 G1	10,225	B3 U0 G1	13,750	B3 U0 G1
21L	19,200	B4 U0 G1	15,700	B3 U0 G1	21,300	B4 U0 G1

* Initial delivered lumens at 25°C (77°F). Actual production yield may vary between -10 and +10% of initial delivered lumens

** For more information on the IES BUG (Backlight-Uplight-Glare) Rating visit: <https://www.ies.org/wp-content/uploads/2017/03/TM-15-11BUGRatingsAddendum.pdf>

CPY250® LED Canopy/Soffit Luminaire - Version C

H6 Mount

HC Mount

PD Mount

PD Mount w/HZ Option

FM Mount


© 2025 Cree Lighting USA LLC. All rights reserved. For informational purposes only. Content is subject to change. Patent www.creelighting.com/patents. Colorfast DeltaGuard® and CPY250® are registered trademarks, and the CPY250 design is a trademark of Cree Lighting USA LLC. Cree Lighting® and the Cree Lighting logo are registered trademarks of CLNA Holdings LLC. The UL logo is a registered trademark of UL LLC. The NSF logo is a registered trademark of NSF International. Synapse® is a registered trademark of Synapse Wireless, Inc. The DLC QPL, DLC QPL Premium and the DLC LUNA Logos are the registered and unregistered trademarks of Efficiency Forward, Inc. The Bluetooth® word mark and logos are registered trademarks owned by Bluetooth SIG, Inc. and any use of such marks is under license. Other trademarks, service marks, and trade names are those of their respective owners. IOS is a registered trademark or trademark of Cisco Systems, Inc. and/or its affiliates in the United States and certain other countries. Android is a trademark of Google, Inc.



Advanced Lighting Technologies Australia Inc
 Advanced Lighting Technologies New Zealand Ltd

Australia
 New Zealand

+61 3 9800 5600
 +64 9 415 6332

adlt.com.au
adlt.co.nz