

Facade fittings

# TULA



### LUMINAIRE

- Die-cast aluminium body (EN 47100).
- Double layer polyester powder paint resistant to corrosion and salt spray fog.
- Silicone rubber gaskets.
- AISI 316 stainless steel external screws.
- PMMA lenses for LEDs.
- Opal PMMA screen or 5mm thermal-shock resistant tempered safety glass.
- High quality LED sources characterized according to IES TM-30, with high color consistency <3SDCM and long useful life >60000 hours at L80.
- It complies with standards EN 60598-1 and EN 60598-2-1.

### INSTALLATION

- Wall mounted.
- Waterproof grommet for single cable entry.
- Die-cast aluminium base plate (EN 47100).

These fittings are suitable for the modern control systems. For the various possibilities, please see section "Controlling the light".

STANDARD PRODUCT		AVAILABLE OPTIONS	
Wiring	PC= PHASE-CUT (P)		
CCT	3000K (-830)	4000K (-840)	
Colour	<input checked="" type="radio"/> 21	<input type="radio"/> 11, <input type="radio"/> 16	



📍 La Corte dei Papi, farmhouse - Arezzo, Tuscany, Italy

Facade fittings

# TULA

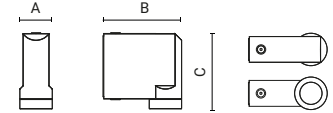
PERFORMANCE - ONEWAY









STANDARD COLOUR


 21


DIMENSIONS



Code	Optic	Luminaire		CRI	CCT	Class	Wiring	Power Supply	A mm	B mm	C mm
		Watt	Lumen								
0472016P-830-21	 medium 25°	10W	750lm	80	3000K	⊕	PC	220-240V 50/60Hz	50	121	117
0472018P-830-21	 wide flood 48°	10W	650lm	80	3000K	⊕	PC	220-240V 50/60Hz	50	121	117
0472019P-830-21	 ultra wide flood 88°	10W	475lm	80	3000K	⊕	PC	220-240V 50/60Hz	50	121	117
0472013P-830-21	 elliptic 14°x83°	8W	75lm	80	3000K	⊕	PC	220-240V 50/60Hz	50	121	117
0472015P-830-21	 elliptic 22°x41°	10W	675lm	80	3000K	⊕	PC	220-240V 50/60Hz	50	121	117
0472023P-830-21	 elliptic 6°x57°	8W	300lm	80	3000K	⊕	PC	220-240V 50/60Hz	50	121	133

 The **photo** represents the family product range. You can see the correct image of each product (code) on the website.

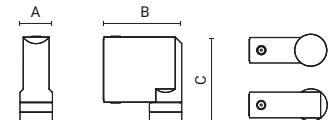
COMFORT - ONEWAY




STANDARD COLOUR


 21


DIMENSIONS



Code	Optic	Luminaire		CRI	CCT	Class	Wiring	Power Supply	A mm	B mm	C mm
		Watt	Lumen								
0472007P-830-21	 very-wide flood 80°	5W	275lm	80	3000K	⊕	PC	220-240V 50/60Hz	50	121	138

 The **photo** represents the family product range. You can see the correct image of each product (code) on the website.

**LED driver included.**





📍 Apranga Office - Vilnius, Lithuania

Facade fittings

# TULA

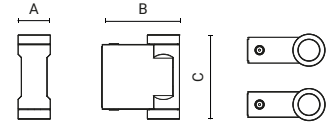
PERFORMANCE - TWOWAY











STANDARD COLOUR


 21


DIMENSIONS



Code	Optic	Luminaire		CRI	CCT	Class	Wiring	Power Supply	A mm	B mm	C mm
		Watt	Lumen								
0472009P-830-21	 medium 25° medium 25°	9W	425lm 425lm	80 80	3000K 3000K	⊕	PC	220-240V 50/60Hz	50	121	131
0472012P-830-21	 wide flood 48° wide flood 48°	9W	375lm 375lm	80 80	3000K 3000K	⊕	PC	220-240V 50/60Hz	50	121	131
0472022P-830-21	 ultra wide flood 88° ultra wide flood 88°	9W	275lm	80 80	3000K 3000K	⊕	PC	220-240V 50/60Hz	50	121	131
0472020P-830-21	 elliptic 14°x83° ultra wide flood 88°	8W	50lm 275lm	80 80	3000K 3000K	⊕	PC	220-240V 50/60Hz	50	121	131
0472026P-830-21	 elliptic 5°x57° ultra wide flood 88°	8W	160lm 275lm	80 80	3000K 3000K	⊕	PC	220-240V 50/60Hz	50	121	164
0472001P-830-21	 elliptic 14°x83° elliptic 14°x83°	8W	50lm 50lm	80 80	3000K 3000K	⊕	PC	220-240V 50/60Hz	50	121	131
0472008P-830-21	 elliptic 22°x41° elliptic 22°x41°	9W	350lm 350lm	80 80	3000K 3000K	⊕	PC	220-240V 50/60Hz	50	121	131
0472024P-830-21	 elliptic 6°x57° elliptic 6°x57°	8W	175lm 175lm	80 80	3000K 3000K	⊕	PC	220-240V 50/60Hz	50	121	164

 The **photo** represents the family product range. You can see the correct image of each product (code) on the website.

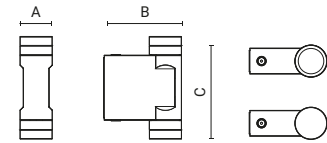
COMFORT - TWOWAY




STANDARD COLOUR


 21


DIMENSIONS



Code	Optic	Luminaire		CRI	CCT	Class	Wiring	Power Supply	A mm	B mm	C mm
		Watt	Lumen								
0472010P-830-21	 very-wide flood 80° very-wide flood 80°	9W	275lm 275lm	80 80	3000K 3000K	⊕	PC	220-240V 50/60Hz	50	121	175

 The **photo** represents the family product range. You can see the correct image of each product (code) on the website.

LED driver included.

# TULA

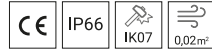
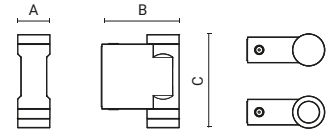
COMFORT/PERFORMANCE - TOWAY





STANDARD COLOUR




DIMENSIONS



Code	Optic	Luminaire		CRI	CCT	Class	Wiring	Power Supply	A mm	B mm	C mm
		Watt	Lumen								
0472003P-830-21	 elliptic 14°x83° very-wide flood 80°	8W	50lm 275lm	80 80	3000K 3000K	⊕	PC	220-240V 50/60Hz	50	121	155
0472025P-830-21	 elliptic 6°x57° very-wide flood 80°	8W	175lm 275lm	80 80	3000K 3000K	⊕	PC	220-240V 50/60Hz	50	121	155

The **photo** represents the family product range. You can see the correct image of each product (code) on the website.



 Buceris Bistro, OGMIOS Shopping Center - Vilnius, Lithuania